Ring Blinder & Setting Machine

HM-608DFE



HM-608D

何宏明企業股份有限公司
Ho Hung Ming Enterprises Co., Ltd.
www.hohm.com

目錄簡介 Index

二孔夾手開型系列:01-04 頁
2 Ring Blinder:P.01-P.04

三孔夾手開型系列:05-11 頁
3 Ring Blinder:P.05-P.11

四孔夾手開型系列:12-17 頁
4 Ring Blinder:P.12-P.17

三孔夾手壓型系列:18-25 頁
3 Ring Triggers Blinder:P.18-P.25

四孔夾手壓型系列:26-29 頁
4 Ring Triggers Blinder:P.26-P.29

五孔夾手壓型系列:30-32 頁
5 Ring Triggers Blinder:P.30-P.32

六孔夾手壓型系列:33-35 頁
6 Ring Triggers Blinder:P.33-P.35

七孔夾手壓型系列:36-38 頁
7 Ring Triggers Blinder:P.36-P.38

三孔夾手壓型帶鎖系列:39-40 頁
3 Ring Trigger Blinder with Lock:P.39-P.40

萬用手冊類多孔夾系列:40-45 頁
Note Book Ring Blonder:P.40-P.45

特殊手壓類三;四孔夾系列:45 頁
Extra Type Ring Blinder:P.45



多孔鋼夾系列:46 頁
Multi-Ring Blinder:P.46

雜項系列:47-52 頁
Clip:P.47-P.52



塑料孔夾系列:53 頁
Plastic Ring Blinder:P.53

小五金塑料配件系列:54-57 頁
Accessories:P.54-P.57

文具機械類
Setting Machine

孔夾型號對照表

	圓型 Ring Shape			手壓型 Triggers	
型號 Model	英文名稱 Eng Description	中文名稱 Chinese Description	型號 Model	英文名稱 Eng Description	中文名稱 Chinese Description
D	D Ring	D字型	P	Round End	圓型頭沒有手壓型
Q	Square Ring	方型	T	Hingher Triggers	高手壓
R	Round Ring	圓型	2T	US Triggers	US 型手壓
SD	Original Angle D Ring	斜D型	V	U-Shape Triggers	U 型手壓
L	Lock type	鎖式	N	Lower Triggers	低手壓

开合式，二孔D型夹 单位:MM(数量:PCS;重量:KG)

Reference Number	Individual Ring Spacing	Inside Height	Outside Diameter	Eyelet Spacing	Overall metal length	Overall height	Base Width	P/C	Weight
型号	孔距	内高	外径	锅钉孔	总长	总高	底宽	数量	重量
PD110-2-16/20	50	16	24.3	101.4	110	25.2	20	500	12.5
PD110-2-20/20	50	20	28.5	101.4	110	30.8	20	500	13.9
PD110-2-25/20	50	25	31	101.4	110	36	20	500	14.2
PD110-2-30/20	50	30	35.5	101.4	110	42	20	500	15.5
PD110-2-16/20	80	16	24.3	101.4	110	25.2	20	500	12.5
PD110-2-20/20	80	20	28.5	101.4	110	30.8	20	500	13.9
PD110-2-25/20	80	25	31	101.4	110	36	20	500	14.2
PD110-2-30/20	80	30	35.5	101.4	110	42	20	500	15.5
PD123-2-15/15	80	15	23	112	123	24.5	15	500	15
PD123-2-16/20	80	16	24.5	114	123	25	20	500	14.5
PD123-2-20/20	80	20	28	114	123	30	20	500	15.3
PD123-2-25/17	80	25	30	114	123	35.5	17	500	16
PD123-2-25/20	80	25	30	114	123	35.5	20	500	15.9
PD123-2-30/20	80	30	35.5	114	123	42	20	500	15.9
PD123-2-38/20	80	38	40	114	123	52.5	20	400	16
PD133-2-16/20	80	16	24.5	122	133	25	20	500	16.2
PD133-2-20/20	80	20	28	122	133	30	20	500	17
PD133-2-25/20	80	25	30	122	133	35.5	20	500	14.9
PD133-2-25/26	80	25	32.5	122	133	37	26	400	18
PD133-2-30/20	80	30	30	122	133	42	20	400	16.3
PD133-2-30/26	80	30	36	122	133	41.5	26	400	17.6
PD133-2-35/26	80	35	40	122	133	47	26	400	17.3
PD133-2-40/26	80	40	41.5	122	133	52.5	26	320	18.3
PD133-2-45/26	80	45	44.5	122	133	56.5	26	320	19.2
PD133-2-50/26	80	50	47.5	122	133	61.5	26	320	19.5
PD133-2-50/36	80	50	54	122	133	66.5	36	240	18.8
PD133-2-55/36	80	55	56	122	133	71	36	240	19
PD133-2-65/36	80	65	61.5	122	133	81	36	120	17
PD133-2-76/36	80	76	63.6	122	133	87	36	120	17.5
PD171-2-25/20	89	25	31.3	155.8	167	33.7	20	200	18

开合式，二孔Q型夹 单位:MM(数量:PCS;重量:KG)

Reference Number	Individual Ring Spacing	Inside Height	Outside Diameter	Eyelet Spacing	Overall metal length	Overall height	Base Width	P/C	Weight
型号	孔距	内高	外径	锅钉孔	总长	总高	底宽	数量	重量
PQ110-2-20/20	80	20	24.8	101.4	110	28.6	20	500	14.5
PQ110-2-25/20	80	25	25.3	101.4	110	33.7	20	500	15.2
PQ110-2-30/20	80	30	30	101.4	110	42	20	500	16.5
PQ110-2-35/20	80	35	25	101.4	110	43.5	20	400	14.8
PQ123-2-20/20	80	20	27	114	123	30	20	500	15.4
PQ123-2-25/20	80	25	26.5	114	123	35.5	20	500	15.7
PQ123-2-30/20	80	30	26.3	114	123	41.3	20	500	16.3
PQ123-2-50/20	80	50	25.5	114	123	61.7	20	320	15
PQ133-2-20/20	80	20	27	122	133	30	20	500	17.1
PQ133-2-25/20	80	25	26.5	122	133	35.5	20	500	17.5
PQ133-2-30/20	80	30	26.3	122	133	42	20	500	16.7
PQ133-2-50/20	80	50	25.5	122	133	61.7	20	320	17
PQ133-2-25/26	80	25	28	122	133	37	26	400	17.8
PQ133-2-30/26	80	30	32	122	133	41.5	26	400	19.4
PQ133-2-35/26	80	35	32.5	122	133	47	26	320	18.8
PQ133-2-40/26	80	40	33.5	122	133	52.5	26	320	18
PQ133-2-45/26	80	45	34	122	133	56.5	26	320	20.4
PQ133-2-45/36	80	45	41	122	133	59	36	320	21
PQ133-2-50/26	80	50	34.5	122	133	61.5	26	320	20.8
PQ133-2-50/36	80	50	41.5	122	133	66.5	36	240	22.7
PQ133-2-55/36	80	55	41	122	133	71	36	120	18.7
PQ133-2-65/36	80	65	41.5	122	133	81	36	120	18.2
PQ133-2-76/36	80	76	42.7	122	133	99.8	36	120	19

开合式,二孔R型夹 单位:MM(数量:PCS;重量:KG)

Reference Number	Individual Ring Spacing	Inside Height	Outside Diameter	Eyelet Spacing	Overall metal length	Overall height	Base Width	P/C	Weight
型号	孔距	内高	外径	锅钉孔	总长	总高	底宽	数量	重量
PR110-2-16/20	80	11	20.7	101.4	110	21	20	500	12
PR110-2-19/20	80	14.2	25	101.4	110	23.3	20	500	12.3
PR110-2-25/20	80	19.8	29.5	101.4	110	31	20	500	13.9
PR110-2-30/20	80	24.6	34.5	101.4	110	35	20	500	14.3
PR110-2-25/20	50	19.8	29.5	101.4	110	31	20	500	13.9
PR123-2-13/17	80	9	17	114	123	17	17	500	13.7
PR123-2-15/15	80	11	20.7	114	123	21	15	500	14.4
PR123-2-16/17	80	11	21	114	123	21	17	500	14
PR123-2-16/20	80	11	21	114	123	21	20	500	14
PR123-2-21/17	80	16	25	114	124	25	17	600	14.4
PR123-2-20/20	80	16	25	114	124	25	20	500	14.4
PR123-2-25/17	80	19	29.5	114	124	30	17	600	15.4
PR123-2-25/20	80	19	29.5	114	124	30	20	500	15.3
PR123-2-30/20	80	25	34.5	114	124	35.5	20	500	16.1
PR133-2-16/20	80	11	21	122	133	21	20	500	16.4
PR133-2-20/20	80	16	25	122	133	25	20	500	16.2
PR133-2-25/20	80	19	29.5	122	133	30	20	500	15.5
PR133-2-25/26	80	19.8	31.2	122	133	31	26	400	15.6
PR133-2-30/20	80	25	34.5	122	133	35.5	20	500	14.9
PR133-2-32/26	80	26.5	37	122	133	37	26	400	16.4
PR133-2-38/26	80	32	43.5	122	133	44	26	320	18
PR133-2-45/26	80	38	52	122	133	52	26	300	16.5
PR133-2-50/26	80	45	58	122	133	59	26	320	21.7
PR133-2-50/36	80	42	57	122	133	57	36	240	16.2
PR133-2-65/36	80	58	70	122	133	71.8	36	120	17
PR133-2-76/36	80	70	84	122	133	85.4	36	120	17.8

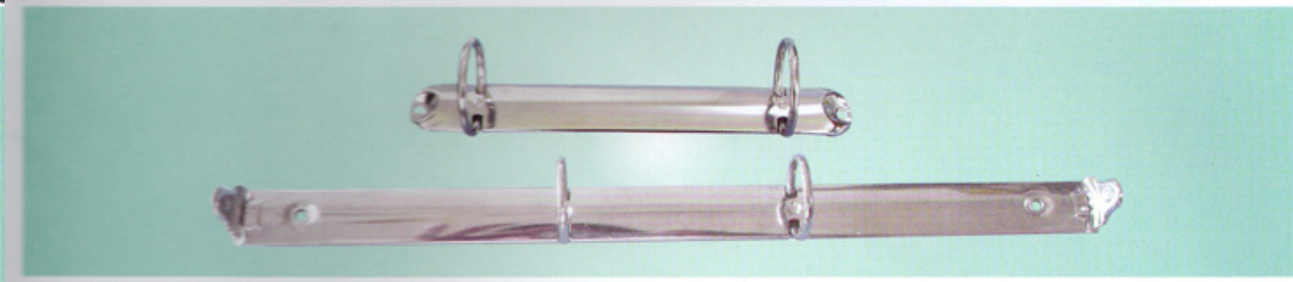

开合式,二孔D型夹 单位:MM(数量:PCS;重量:KG)

Reference Number	Individual Ring Spacing	Inside Height	Outside Diameter	Eyelet Spacing	Overall metal length	Overall height	Base Width	P/C	Weight
型号	孔距	内高	外径	锅钉孔	总长	总高	底宽	数量	重量
PR211-2-25/20	103	19	29.5	196.8	209	30	20	300	13
PR211-2-30/20	103	25	34.5	196.8	209	35.5	20	300	15
PR292-2-38/26	164	32	43.5	282	292	45	26	200	16
TR241-2-38/26	80	32	44	203	245	26	26	200	17.6
TR298-2-16/20	80	11	20	260	306	24	20	300	17
TR298-2-19/20	80	16	23.5	260	306	25	20	300	23.1
TR298-2-25/20	80	19	29	260	306	31	20	250	23.1
TR298-2-30/20	80	25	35	260	306	38	20	250	25.2
TR298-2-25/26	80	19.5	32	260	306	33	26	250	27.5
TR298-2-30/26	80	26.5	35	260	306	36	26	250	28
TR298-2-38/26	80	32	44	260	306	46	26	200	24

开合式，三孔D型夹 单位:MM(数量:PCS;重量:KG)

Reference Number	Individual Ring Spacing	Inside Height	Outside Diameter	Eyelet Spacing	Overall metal length	Overall height	Base Width	P/C	Weight
型号	孔距	内高	外径	锅钉孔	总长	总高	底宽	数量	重量
PD210-3-16/20	70/70	16	24.5	200	206	25	20	300	16.1
PD210-3-20/20	70/70	20	28	200	206	30	20	300	16.8
PD210-3-25/20	70/70	25	30	200	206	35.5	20	250	17.3
PD210-3-30/20	70/70	30	30	200	210	39	20	200	19
PD210-3-25/26	70/70	25	32.5	200	210	37	26	240	15.1
PD210-3-30/26	70/70	30	36	200	210	41.5	26	200	16.5
PD210-3-35/26	70/70	35	40	200	210	47	26	200	19.7
PD210-3-40/26	70/70	40	41.5	200	210	52.5	26	200	17.5
PD210-3-45/26	70/70	45	44.5	200	210	56.5	26	160	18.3
PD210-3-50/26	70/70	50	47.5	200	210	61.5	26	120	19
PD210-3-55/26	70/70	55	42.6	200	210	65.5	26	160	21
PD210-3-65/36	70/70	65	61	200	210	81.5	36	60	16
PD210-3-76/36	70/70	76	63.6	200	210	87	36	60	16.5
PD241-3-16/20	89/89	16	24.5	231	242	25	20	300	16.4
PD241-3-20/20	89/89	20	28	231	242	30	20	300	17.1
PD241-3-25/20	89/89	25	30	231	242	35.5	20	250	12.7
PD241-3-25/26	89/89	25	32.5	231	242	37	26	200	14.6
PD241-3-30/20	89/89	30	30	231	242	39	20	200	13.9
PD241-3-30/26	89/89	30	36	231	242	41.5	26	200	17.8
PD241-3-35/26	89/89	35	40	231	242	47	26	160	16.8
PD241-3-40/26	89/89	40	41.5	231	242	52.5	26	160	18.1
PD241-3-45/26	89/89	45	44.5	231	242	56.5	26	160	18.8
PD241-3-50/26	89/89	50	47.5	231	242	61.5	26	120	13.8

开合式，三孔D型夹 单位:MM(数量:PCS;重量:KG)

Reference Number	Individual Ring Spacing	Inside Height	Outside Diameter	Eyelet Spacing	Overall metal length	Overall height	Base Width	P/C	Weight
型号	孔距	内高	外径	锅钉孔	总长	总高	底宽	数量	重量
PD264-3-16/20	108/108	16	24.5	253	264	25	20	300	17.1
PD264-3-20/20	108/108	20	28	253	264	30	20	250	15.3
PD264-3-25/20	108/108	25	30	253	264	35.5	20	250	15.4
PD264-3-25/26	108/108	25	32.5	253	264	37	26	200	16.3
PD264-3-30/20	108/108	30	30	253	264	39	20	200	15.6
PD264-3-30/26	108/108	30	36	253	264	41.5	26	200	16.8
PD264-3-35/26	108/108	35	40	253	264	47	26	160	16.7
PD264-3-40/26	108/108	40	41.5	253	264	52.5	26	160	17.7
PD264-3-45/26	108/108	45	44.5	253	264	56.5	26	120	14.9
PD264-3-50/26	108/108	50	47.5	253	264	61.5	26	160	19.7
PD280-3-16/20	108/108	16	24.5	270	282	25	20	288	18.4
PD280-3-20/20	108/108	20	28	270	282	30	20	240	16.1
PD280-3-25/20	108/108	25	30	270	282	35.5	20	240	16.5
PD280-3-25/26	108/108	25	32.5	270	282	37	26	200	19.1
PD280-3-30/20	108/108	30	30	270	282	39	20	240	18
PD280-3-30/26	108/108	30	36	270	282	41.5	26	180	17.8
PD280-3-35/26	108/108	35	40	270	282	47	26	144	17
PD280-3-40/26	108/108	40	41.5	270	282	52.5	26	144	18.1
PD280-3-45/26	108/108	45	44.5	270	282	56.5	26	160	20.7
PD280-3-50/26	108/108	50	47.5	270	282	61.5	26	144	18.9
PD280-3-50/36	108/108	51	54.2	264.4	280	66.5	36	90	15.7
PD280-3-55/36	108/108	55	54.5	264.4	280	68	36	90	18.3
PD280-3-65/36	108/108	65	61	264.4	280	81	36	60	13.8
PD280-3-76/36	108/108	76	63.6	264.4	280	87	36	60	14.8
PD280-3-50/45	108/108	50	59.2	264.4	280	69.1	45	60	14.3
PD280-3-65/45	108/108	65	64	264.4	280	80.3	45	60	14

开合式,三孔Q型夹 单位:MM(数量:PCS;重量:KG)

Reference Number	Individual Ring Spacing	Inside Height	Outside Diameter	Eyelet Spacing	Overall metal length	Overall height	Base Width	P/C	Weight
型号	孔距	内高	外径	锅钉孔	总长	总高	底宽	数量	重量
PQ210-3-16/20	70/70	16	24	200	210	25	20	250	16.1
PQ210-3-20/20	70/70	20	27	200	210	30	20	250	16.8
PQ210-3-25/20	70/70	25	26.5	200	210	35.5	20	250	17.1
PQ210-3-25/26	70/70	25	28	200	210	37	26	250	15.1
PQ210-3-30/26	70/70	30	32	200	210	41.5	26	200	16.5
PQ210-3-35/26	70/70	35	32.5	200	210	47	26	200	19.7
PQ210-3-40/26	70/70	40	33.5	200	210	52.5	26	160	17.5
PQ210-3-45/26	70/70	45	34	200	210	56.5	26	160	16.8
PQ210-3-50/26	70/70	50	34.5	200	210	61.5	26	160	17.3
PQ210-3-65/36	70/70	65	42	200	210	81	36	60	14
PQ210-3-76/36	70/70	76	42.7	200	210	99.8	36	60	14.5
PQ241-3-16/20	89/89	16	24	231	242	25	20	250	16.4
PQ241-3-20/20	89/89	20	27	231	242	30	20	250	17.1
PQ241-3-25/20	89/89	25	26.5	231	242	35.5	20	250	14.9
PQ241-3-25/26	89/89	25	28	231	242	37	26	200	17.1
PQ241-3-30/26	89/89	30	32	231	242	41.5	26	200	17.8
PQ241-3-35/26	89/89	35	32.5	231	242	47	26	160	16.8
PQ241-3-40/26	89/89	40	33.5	231	242	52.5	26	160	18.1
PQ241-3-45/26	89/89	45	34	231	242	56.5	26	160	18.3
PQ241-3-50/26	89/89	50	34.5	231	242	61.5	26	120	19
PQ241-3-50/36	89/89	50	43.6	231	242	70.7	36	120	19.8
PQ241-3-65/36	89/89	65	43.4	231	242	81.9	36	60	15
PQ241-3-76/36	89/89	76	42.7	231	242	99.8	36	60	15.6

开合式,三孔Q型夹 单位:MM(数量:PCS;重量:KG)

Reference Number	Individual Ring Spacing	Inside Height	Outside Diameter	Eyelet Spacing	Overall metal length	Overall height	Base Width	P/C	Weight
型号	孔距	内高	外径	锅钉孔	总长	总高	底宽	数量	重量
PQ264-3-16/20	108/108	16	24	253	264	25	20	300	17.1
PQ264-3-20/20	108/108	20	27	253	264	30	20	250	15.3
PQ264-3-25/20	108/108	25	26.5	253	264	35.5	20	250	15.4
PQ264-3-25/26	108/108	25	28	253	264	37	26	200	16.3
PQ264-3-30/26	108/108	30	32	253	264	41.5	26	200	16.8
PQ264-3-35/26	108/108	35	32.5	253	264	47	26	120	13.7
PQ264-3-40/26	108/108	40	33.5	253	264	52.5	26	120	14.3
PQ264-3-45/26	108/108	45	34	253	264	56.5	26	120	14.6
PQ264-3-50/26	108/108	50	34.5	253	264	61.5	26	160	19.2
PQ264-3-50/36	108/108	50	43.6	253	264	70.7	36	120	18.5
PQ264-3-65/36	108/108	65	43.4	253	264	81.9	36	60	17
PQ264-3-76/36	108/108	76	42.7	253	264	99.8	36	60	17.2
PQ280-3-16/20	108/108	16	24	270	282	25	20	250	18.4
PQ280-3-20/20	108/108	20	27	270	282	30	20	250	16
PQ280-3-25/20	108/108	25	26.5	270	282	35.5	20	250	16.5
PQ280-3-25/26	108/108	25	28	270	282	37	26	200	18.9
PQ280-3-30/26	108/108	30	32	270	282	41.5	26	200	17.8
PQ280-3-35/26	108/108	35	32.5	270	282	47	26	200	17
PQ280-3-40/26	108/108	40	33.5	270	282	52.5	26	160	17.8
PQ280-3-45/26	108/108	45	34	270	282	56.5	26	160	20.2
PQ280-3-50/26	108/108	50	34.5	270	282	61.5	26	160	18.4
PQ280-3-50/36	108/108	50	41.5	264.4	280	66.5	36	160	22.4
PQ280-3-55/36	108/108	55	41	264.4	280	71	36	120	22.8
PQ280-3-65/36	108/108	65	41.5	264.4	280	81	36	60	18
PQ280-3-76/36	108/108	80	38.8	264.4	280	96	36	60	18.2

开合式,三孔R型夹 单位:MM(数量:PCS;重量:KG)

Reference Number	Individual Ring Spacing	Inside Height	Outside Diameter	Eyelet Spacing	Overall metal length	Overall height	Base Width	P/C	Weight
型号	孔距	内高	外径	锅钉孔	总长	总高	底宽	数量	重量
PR178-3-16/20	70/70	12.6	21.9	168.5	178	20.8	20	250	16.8
PR178-3-20/20	70/70	15.3	23.7	168.5	178	24.4	20	250	17.2
PR178-3-25/20	70/70	22.1	30.7	168.5	178	30.6	20	250	17.5
PR178-3-30/20	70/70	25.2	33.5	168.5	178	34	20	250	18
PR210-3-15/15	70/70	11	20.7	200	210	21	15	300	17.1
PR210-3-16/20	70/70	12.3	21	200	210	21	20	300	15.6
PR210-3-20/20	70/70	15.3	25	200	210	25	20	300	16
PR210-3-25/20	70/70	22.1	29.5	200	210	30	20	300	16.7
PR210-3-25/26	70/70	21.8	31.2	200	210	31	26	240	17.3
PR210-3-32/26	70/70	27.2	37	200	210	37	26	200	15.5
PR210-3-38/26	70/70	34.7	43.5	200	210	44	26	200	16.8
PR210-3-45/26	70/70	41.4	52	200	210	52	26	160	15.7
PR210-3-50/26	70/70	49.2	58	200	210	59	26	120	14.3
PR210-3-50/36	70/70	46.8	59.2	200	210	59	36	120	15
PR210-3-65/36	70/70	58.7	70	200	210	71.8	36	60	17
PR210-3-76/36	70/70	72.1	84	200	210	85.4	36	60	17.5
PR241-3-16/20	89/89	11	21	231	242	21	20	300	15
PR241-3-20/20	89/89	16	25	231	242	25	20	300	16.4
PR241-3-25/20	89/89	19	29.5	231	242	30	20	300	18
PR241-3-25/26	89/89	19.8	31.2	231	242	31	26	200	15.4
PR241-3-32/26	89/89	26.5	37	231	242	37	26	200	17.2
PR241-3-38/26	89/89	32	43.5	231	242	44	26	200	18
PR241-3-45/26	89/89	38	52	231	242	52	26	160	17
PR241-3-50/26	89/89	45	58	231	242	59	26	160	18.8
PR241-3-50/36	89/89	42	57	231	242	57	36	120	17.7

开合式,三孔R型夹 单位:MM(数量:PCS;重量:KG)

Reference Number	Individual Ring Spacing	Inside Height	Outside Diameter	Eyelet Spacing	Overall metal length	Overall height	Base Width	P/C	Weight
型号	孔距	内高	外径	锅钉孔	总长	总高	底宽	数量	重量
PR264-3-16/20	108/108	11	21	253	264	21	20	300	17
PR264-3-20/20	108/108	16	25	253	264	25	20	300	17.2
PR264-3-25/20	108/108	19	29.5	253	264	30	20	250	15.4
PR264-3-25/26	108/108	19.8	31.2	253	264	31	26	200	15
PR264-3-32/26	108/108	26.5	37	253	264	37	26	200	17.2
PR264-3-35/26	108/108	30.7	39.5	253	264	40.5	26	200	17.8
PR264-3-38/20	108/108	31	42.5	253	264	45	20	200	17.6
PR264-3-38/26	108/108	32	43.5	253	264	44	26	200	18.2
PR264-3-45/26	108/108	38	52	253	264	52	26	200	19.8
PR264-3-50/26	108/108	45	58	253	264	59	26	200	20.5
PR280-3-16/17	108/108	11	21	270	280	21	17	300	18.2
PR280-3-16/20	108/108	11	21	270	280	21	20	300	18.7
PR280-3-20/20	108/108	16	25	270	280	25	20	300	18.4
PR280-3-25/20	108/108	22.1	29.5	270	280	30	20	250	16.8
PR280-3-25/26	108/108	21.8	31.2	270	280	31	26	200	17.9
PR280-3-32/26	108/108	27.2	37	270	280	37	26	200	17.4
PR280-3-35/26	108/108	31.7	39.5	270	280	40.5	26	200	18.2
PR280-3-38/26	108/108	34.7	43.5	270	280	44	26	200	20.9
PR280-3-45/26	108/108	41.4	52	270	280	52	26	160	19.3
PR280-3-50/26	108/108	49.2	58	270	280	59	26	160	18.2
PR280-3-50/36	108/108	46.8	57	264.4	280	57	36	120	19.1
PR280-3-65/36	108/108	58	72	264.4	280	74	36	60	13.1
PR280-3-76/36	108/108	72.1	78.4	264.4	280	82	36	60	14
PR280-3-50/45	108/108	42	58.4	264.4	280	59	45	60	17
PR280-3-65/45	108/108	56.8	70.8	264.4	280	72	45	60	17.5

开合式,三孔斜D型夹 单位:MM(数量:PCS;重量:KG)

Reference Number	Individual Ring Spacing	Inside Height	Outside Diameter	Eyelet Spacing	Overall metal length	Overall height	Base Width	P/C	Weight
型号	孔距	内高	外径	锅钉孔	总长	总高	底宽	数量	重量
PSD280-3-20/20	108/108	19	34	270	282	26	20	240	17.9
PSD280-3-25/20	108/108	24	37	270	282	31	20	200	15.5
PSD280-3-25/26	108/108	25	40	270	282	32	26	200	17.3
PSD280-3-32/26	108/108	30	46	270	282	39	26	200	17.4
PSD280-3-38/26	108/108	36	51	270	282	45	26	160	14.7
PSD280-3-45/26	108/108	43	53	270	282	52	26	160	15
PSD280-3-50/36	108/108	52	65	268	280	62	36	120	17.6
PSD280-3-65/36	108/108	63	72	268	280	73	36	60	17.1
PSD280-3-76/45	108/108	76	85	268	280	86	45	60	17.4
PSD280-3-89/45	108/108	89	87	268	280	99	45	60	21
PSD280-3-104/45	108/108	104	98	268	280	120	45	60	20.1



开合式,四孔D型夹 单位:MM(数量:PCS;重量:KG)

Reference Number	Individual Ring Spacing	Inside Height	Outside Diameter	Eyelet Spacing	Overall metal length	Overall height	Base Width	P/C	Weight
型号	孔距	内高	外径	锅钉孔	总长	总高	底宽	数量	重量
PSD152-4-16/20	21/70/21	16	24	143	152	26.6	20	250	15.8
PSD152-4-20/20	21/70/21	20	27.9	143	152	31.6	20	250	16.5
PSD152-4-25/20	21/70/21	25	31.3	143	152	33.7	20	250	17.3
PSD210-4-16/20	45/65/45	16	24.5	200	210	25	20	300	17.2
PSD210-4-20/20	45/65/45	20	28	200	210	30	20	300	17.4
PSD210-4-25/20	45/65/45	25	30	200	210	35.5	20	300	17.6
PSD210-4-30/20	45/65/45	30	30	200	210	39	20	300	19.2
PSD210-4-25/26	45/65/45	25	32.5	200	210	37	26	200	17.5
PSD210-4-30/26	45/65/45	30	36	200	210	41.5	26	200	18.3
PSD210-4-35/26	45/65/45	35	40	200	210	47	26	200	18.1
PSD210-4-40/26	45/65/45	40	41.5	200	210	52.5	26	160	19.2
PSD210-4-45/26	45/65/45	45	44.5	200	210	56.5	26	160	19.1
PSD210-4-50/26	45/65/45	50	47.5	200	210	61.5	26	160	17
PSD210-4-65/36	45/65/45	65	61	200	210	81.5	36	90	16.9

开合式,四孔D型夹 单位:MM(数量:PCS;重量:KG)

Reference Number	Individual Ring Spacing	Inside Height	Outside Diameter	Eyelet Spacing	Overall metal length	Overall height	Base Width	P/C	Weight
型号	孔距	内高	外径	锅钉孔	总长	总高	底宽	数量	重量
PD292-4-15/15	80/80/80	16	23	282	292	24.5	15	300	16.5
PD292-4-16/17	80/80/80	16	24.3	282	292	25	17	300	17.3
PD292-4-20/17	80/80/80	20	28.5	282	292	30.5	17	300	18.9
PD292-4-25/17	80/80/80	25	31	282	292	35.5	17	300	19.6
PD292-4-16/20	80/80/80	16	24.5	282	292	25	20	300	17.4
PD292-4-20/20	80/80/80	20	28	282	292	30	20	250	18.1
PD292-4-25/20	80/80/80	25	30	282	292	35.5	20	250	18.7
PD292-4-25/26	80/80/80	25	32.5	282	292	37	26	200	16
PD292-4-30/20	80/80/80	30	30	282	292	39	20	250	20.3
PD292-4-30/26	80/80/80	30	36	282	292	41.5	26	200	21.3
PD292-4-35/26	80/80/80	35	40	282	292	47	26	160	18.1
PD292-4-40/26	80/80/80	40	41.5	282	292	52.5	26	160	15.9
PD292-4-45/26	80/80/80	45	44.5	282	292	56.5	26	160	16.3
PD292-4-45/36	80/80/80	45	50.5	282	292	59	36	78	15.6
PD292-4-50/26	80/80/80	50	47.5	282	292	61.5	26	108	16.7
PD292-4-55/36	80/80/80	55	54	282	292	68	36	90	22.1
PD292-4-60/36	80/80/80	60	57	282	292	73	36	60	21
PD292-4-65/36	80/80/80	65	60	282	292	81	36	60	21.5
PD292-4-76/36	80/80/80	76	63.6	282	292	87	36	60	22



开合式,四孔D型夹 单位:MM(数量:PCS;重量:KG)

Reference Number	Individual Ring Spacing	Inside Height	Outside Diameter	Eyelet Spacing	Overall metal length	Overall height	Base Width	P/C	Weight
型号	孔距	内高	外径	锅钉孔	总长	总高	底宽	数量	重量
PD152-4-20/20	21/70/21	20	24.8	144	152	28.6	20	500	19.6
PD152-4-25/20	21/70/21	25	25.3	144	152	33.7	20	500	21.1
PD152-4-30/20	21/70/21	30	30	144	152	42	20	400	18.3
PD210-4-16/20	45/65/45	16	24	200	210	25	20	300	17.2
PD210-4-20/20	45/65/45	20	27	200	210	30	20	300	18.1
PD210-4-25/20	45/65/45	25	26.5	200	210	35.5	20	300	17.4
PD210-4-25/26	45/65/45	25	28	200	210	37	26	200	17.5
PD210-4-30/26	45/65/45	30	32	200	210	41.5	26	200	18.3
PD210-4-35/26	45/65/45	35	32.5	200	210	47	26	200	18.1
PD210-4-40/26	45/65/45	40	33.5	200	210	52.5	26	200	19.2
PD210-4-45/26	45/65/45	45	34	200	210	56.5	26	120	19.1
PD210-4-50/26	45/65/45	50	34.5	200	210	61.5	26	120	15.7
PD280-4-20/20	80/80/80	20	24.8	270	280	28.6	20	250	14.5
PD280-4-25/20	80/80/80	25	25.3	270	280	33.7	20	250	15.2
PD280-4-30/20	80/80/80	30	30	270	280	42	20	250	16.4
PD292-4-16/20	80/80/80	16	24	282	292	25	20	300	17.4
PD292-4-20/20	80/80/80	20	27	282	292	30	20	300	18.1
PD292-4-25/20	80/80/80	25	26.5	282	292	35.5	20	250	18.4
PD292-4-25/26	80/80/80	25	28	282	292	37	26	200	16
PD292-4-30/26	80/80/80	30	32	282	292	41.5	26	200	16.4
PD292-4-35/26	80/80/80	35	32.5	282	292	47	26	200	18.7
PD292-4-40/26	80/80/80	40	33.5	282	292	52.5	26	160	15.6
PD292-4-45/26	80/80/80	45	34	282	292	56.5	26	160	16
PD292-4-50/26	80/80/80	50	34.5	282	292	61.5	26	120	16.1
PD292-4-50/36	80/80/80	50	41.5	282	292	66.5	36	90	17.7
PD292-4-55/36	80/80/80	55	41	282	292	71	36	90	18.2
PD292-4-65/36	80/80/80	65	41.5	282	292	81	36	60	19.7
PD292-4-76/36	80/80/80	81	42.7	282	292	99.8	36	60	20
PD292-4-65/36-SHE	80/80/80	65	41.5	291	305	81	36	60	19.7

开合式,四孔R型夹 单位:MM(数量:PCS;重量:KG)

Reference Number	Individual Ring Spacing	Inside Height	Outside Diameter	Eyelet Spacing	Overall metal length	Overall height	Base Width	P/C	Weight
型号	孔距	内高	外径	锅钉孔	总长	总高	底宽	数量	重量
PR152-4-16/20	21/70/21	11	21	144	152	21	20	500	21
PR152-4-20/20	21/70/21	16	25	144	152	25	20	400	17.7
PR152-4-25/20	21/70/21	19	29.5	144	152	30	20	400	18.9
PR152-4-30/20	21/70/21	25	34.5	144	152	35.5	20	400	20.1
PR178-4-38/26	38.1/50.1/38.1	32	43.5	168	179	44	26	200	15.6
PR178-4-50/26	38.1/50.1/38.1	45	58	168	179	59	26	160	19.7
PR210-4-16/20	45/65/45	11	21	200	210	21	20	300	16.5
PR210-4-20/20	45/65/45	16	25	200	210	25	20	300	17.1
PR210-4-25/20	45/65/45	19	29.5	200	210	30	20	300	18
PR210-4-25/26	45/65/45	19.8	31.2	200	210	31	26	250	18.2
PR210-4-32/26	45/65/45	26.5	37	200	210	37	26	200	17.1
PR210-4-38/26	45/65/45	32	43.5	200	210	44	26	200	18.7
PR210-4-45/26	45/65/45	38	52	200	210	52	26	160	17
PR210-4-50/26	45/65/45	45	58	200	210	59	26	160	18.8
PR220-4-16/17	60/60/60	11	21	209.6	220	21	17	300	14.7
PR220-4-20/17	60/60/60	16	25	209.6	220	25	17	300	15.2
PR220-4-25/17	60/60/60	19	29.5	209.6	220	30	17	300	15.9
PR260-4-25/26	80/53/80	19.8	31.2	250	260	31	26	200	16.5
PR260-4-30/26	80/53/80	30	35	250	260	38	26	200	16.8
PR260-4-38/26	80/53/80	38	43	250	260	46	26	200	17.8

开合式,四孔型夹 单位:MM(数量:PCS;重量:KG)

Reference Number	Individual Ring Spacing	Inside Height	Outside Diameter	Eyelet Spacing	Overall metal length	Overall height	Base Width	P/C	Weight
型号	孔距	内高	外径	锅钉孔	总长	总高	底宽	数量	重量
PR240-4-25/26	80/35/80	21.8	31.7	231	242	32.6	26	240	20.2
PR240-4-32/26	80/35/80	27.2	37.2	231	242	37.8	26	200	18.5
PR240-4-38/26	80/35/80	34.7	43.5	231	242	45	26	200	19.6
PR240-3-45/26	80/35/80	41.4	50	231	242	51.9	26	160	18.9
PR240-4-50/26	80/35/80	49.2	58.4	231	242	60.2	26	160	21.1
PR280-4-16/20	80/80/80	11	20.8	270	280	20.7	20	300	19.2
PR280-4-19/20	80/80/80	14.2	24.8	270	280	23.3	20	300	18.5
PR280-4-25/20	80/80/80	19.8	29.8	270	280	31	20	250	16
PR280-4-30/20	80/80/80	24.6	35	270	280	35	20	250	17
PR292-4-13/17	80/80/80	8.5	16.7	282	292	17	17	300	15.8
PR292-4-16/17	80/80/80	11	20.7	282	292	21	17	300	16.5
PR292-4-16/20	80/80/80	11	21	282	292	21	20	300	17
PR292-4-20/20	80/80/80	16	25	282	292	25	20	300	17.4
PR292-4-25/17	80/80/80	19	28	282	292	29.5	17	300	17.2
PR292-4-25/20	80/80/80	19	29.5	282	292	30	20	250	18
PR292-4-25/26	80/80/80	19.8	31.2	282	292	31	26	200	18.2
PR292-4-30/20	80/80/80	25	34.5	282	292	35.5	20	250	18.8
PR292-4-32/26	80/80/80	26.5	37	282	292	37	26	200	16
PR292-4-38/26	80/80/80	32	43.5	282	292	44	26	200	16.7
PR292-4-45/26	80/80/80	38	52	282	292	52	26	160	20.4
PR292-4-50/26	80/80/80	45	58	282	292	59	26	160	15.9
PR292-4-50/36 [illegible]	80/80/80	42	57	291	300	57	36	90	15



开合式,四孔斜D型夹 单位:MM(数量:PCS;重量:KG)

Reference Number	Individual Ring Spacing	Inside Height	Outside Diameter	Eyelet Spacing	Overall metal length	Overall height	Base Width	P/C	Weight
型号	孔距	内高	外径	锅钉孔	总长	总高	底宽	数量	重量
PSD292-4-20/20	80/80/80	19	34	282	292	26	20	250	20.3
PSD292-4-25/20	80/80/80	24	37	282	292	31	20	250	21
PSD292-4-32/26	80/80/80	30	46	282	292	39	26	200	16.1
PSD292-4-38/26	80/80/80	36	51	282	292	45	26	200	16.9
PSD292-4-45/26	80/80/80	43	53	282	292	52	26	160	17.3
PSD292-4-50/36	80/80/80	52	65	291	292	62	36	120	20.8
PSD292-4-65/36	80/80/80	63	72	291	292	73	36	80	19.9

手拿式,三孔D型夹 单位:MM(数量:PCS;重量:KG)

Reference Number	Individual Ring Spacing	Inside Height	Outside Diameter	Eyelet Spacing	Overall metal length	Overall height	Base Width	P/C	Weight
型号	孔距	内高	外径	锅钉孔	总长	总高	底宽	数量	重量
TD016-3-16/20	70/70	16	24.5	179.4	222	26	20	300	18.21
TD016-3-20/20	70/70	19	28	179.4	222	31	20	300	19.5
TD016-3-25/20	70/70	25	30	179.4	222	37	20	250	15.8
TD016-3-25/26	70/70	25	32.5	179.4	222	39	26	200	16.1
TD016-3-30/20	70/70	30	35	179.4	222	41	20	300	20.7
TD016-3-30/26	70/70	30	36	179.4	222	43.5	26	250	18.3
TD016-3-40/26	70/70	40	41.5	179.4	222	54.5	26	200	18.7
TD016-3-45/26	70/70	45	45.8	179.4	222	57	26	160	17.2
TD016-3-45/36	70/70	45	45.8	179.4	222	57	36	160	18.2
TD016-3-50/26	70/70	50	47.5	179.4	222	62	26	160	21.8
TD016-3-55/36	70/70	50	54	179.4	222	68.5	36	120	20.2
TD016-3-65/36	70/70	65	61.5	179.4	222	83	36	80	17.7
TD016-3-65/45	70/70	65	61.5	179.4	222	84	45	80	19.5
TD041-3-16/20	89/89	16	24.5	206.4	248	26	20	300	20.1
TD041-3-20/20	89/89	19	28	206.4	248	31	20	300	18.1
TD041-3-25/20	89/89	25	30	206.4	248	37	20	250	19
TD041-3-25/26	89/89	25	32.5	206.4	248	39	26	200	20.1
TD041-3-30/20	89/89	30	35	206.4	248	41	20	250	19.7
TD041-3-30/26	89/89	30	36	206.4	248	43.5	26	200	18.8
TD041-3-40/26	89/89	40	41.5	206.4	248	54.5	26	160	21
TD041-3-45/26	89/89	45	44.5	206.4	248	58.5	26	160	22

手挚式,三孔D型夹 单位:MM(数量:PCS;重量:KG)

Reference Number	Individual Ring Spacing	Inside Height	Outside Diameter	Eyelet Spacing	Overall metal length	Overall height	Base Width	P/C	Weight
型号	孔距	内高	外径	锅钉孔	总长	总高	底宽	数量	重量
TD241-3-45/36	89/89	45	45.8	206.4	248	61.5	36	120	21.9
TD241-3-50/26	89/89	50	47.5	206.4	248	63.5	26	160	21.7
TD241-3-55/36	89/89	50	54	206.4	248	68.5	36	120	23.5
TD241-3-55/45	89/89	50	56	206.4	248	71.5	45	120	25.5
TD241-3-65/36	89/89	65	61.5	206.4	248	83	36	60	18.1
TD241-3-65/45	89/89	65	61.5	206.4	248	84	45	60	18.8
TD285-3-16/20	108/108	16	24.5	244	285	26	20	230	16.6
TD285-3-20/20	108/108	20	28	244	285	31	20	250	18.7
TD285-3-25/20	108/108	25	30	244	285	37	20	250	19.8
TD285-3-25/26	108/108	25	32.5	244	285	39	26	200	20.5
TD285-3-30/20	108/108	30	36	244	285	41	20	250	20.5
TD285-3-30/26	108/108	30	36	244	285	43.5	26	160	17.3
TD285-3-40/26	108/108	40	41.5	244	285	54.5	26	160	20.3
TD285-3-45/26	108/108	45	44.5	244	285	58.5	26	160	23.4
TD285-3-45/36	108/108	45	45.8	244	285	61.5	36	120	22.3
TD285-3-50/26	108/108	50	47.5	244	285	63.5	26	160	23.7
TD285-3-55/36	108/108	50	54	244	285	68.5	36	120	24.1
TD285-3-55/45	108/108	50	56	244	285	71	45	120	23
TD285-3-65/36	108/108	60	61.5	244	285	83	36	60	23.2
TD285-3-65/45	108/108	60	61.5	244	285	84	45	60	19.1
TD285-3-76/36	108/108	74.3	63.6	244	285	90.7	36	60	20
TD285-3-76/45	108/108	75.2	71.7	244	285	90.8	45	60	20.5

手挚式,三孔Q型夹 单位:MM(数量:PCS;重量:KG)

Reference Number	Individual Ring Spacing	Inside Height	Outside Diameter	Eyelet Spacing	Overall metal length	Overall height	Base Width	P/C	Weight
型号	孔距	内高	外径	锅钉孔	总长	总高	底宽	数量	重量
TQ285-3-16/20	108/108	16	24	244	285	27	20	250	16.6
TQ285-3-20/20	108/108	20	27	244	285	32	20	250	18.7
TQ285-3-25/20	108/108	25	26.5	244	285	37.5	20	250	19.6
TQ285-3-25/26	108/108	25	28	244	285	38	26	200	20.7
TQ285-3-30/26	108/108	30	32	244	285	44	26	160	17.3
TQ285-3-40/26	108/108	38	33.5	244	285	55	26	160	20
TQ285-3-45/26	108/108	45	34	244	285	59	26	160	23
TQ285-3-45/36	108/108	45	34	244	285	61.5	36	120	22.3
TQ285-3-50/26	108/108	50	34.5	244	285	64	26	160	23.2
TQ285-3-50/36	108/108	50	41.5	244	285	69	36	120	23.7
TQ285-3-50/45	108/108	50	41.5	244	285	71	45	120	22.8
TQ285-3-65/36	108/108	63	41.5	244	285	83.5	36	60	17.5
TQ285-3-65/45	108/108	63	41.5	244	285	84	45	60	18.9

手挚式,三孔R型夹 单位:MM(数量:PCS;重量:KG)

Reference Number	Individual Ring Spacing	Inside Height	Outside Diameter	Eyelet Spacing	Overall metal length	Overall height	Base Width	P/C	Weight
型号	孔距	内高	外径	锅钉孔	总长	总高	底宽	数量	重量
TR216-3-16/20	70/70	11	21	179.4	222	23	20	300	16.8
TR216-3-20/20	70/70	16	25	179.4	222	27	20	300	17.6
TR216-3-25/20	70/70	19	29.5	179.4	222	32	20	300	19.3
TR216-3-25/26	70/70	19.8	31.2	179.4	222	33	26	250	21.5
TR216-3-30/20	70/70	25	36	179.4	222	38	20	300	21.6
TR216-3-32/26	70/70	26.5	37	179.4	222	39	26	250	22.5
TR216-3-38/20	70/70	31.5	42.5	179.4	222	45	20	250	18.4
TR216-3-38/26	70/70	32	43.5	179.4	222	46	26	250	24
TR216-3-45/26	70/70	40	51	179.4	222	54	26	160	18.2
TR216-3-50/26	70/70	45	58	179.4	222	62	26	160	20.2
TR216-3-50/36	70/70	41	58	179.4	222	61	36	120	18
TR216-3-50/45	70/70	42	59	179.4	222	62	45	80	17.5
TR216-3-65/36	70/70	57	73	179.4	222	76	36	120	17.1
TR216-3-65/45	70/70	58	74	179.4	222	77	45	80	17.3
TR216-3-75/36	70/70	68	82	179.4	222	84	36	60	18
TR216-3-75/45	70/70	68	83	179.4	222	85	45	60	20

手挚式,三孔R型夹 单位:MM(数量:PCS;重量:KG)

Reference Number	Individual Ring Spacing	Inside Height	Outside Diameter	Eyelet Spacing	Overall metal length	Overall height	Base Width	P/C	Weight
型号	孔距	内高	外径	锅钉孔	总长	总高	底宽	数量	重量
TR241-3-16/20	89/89	11	21	206.4	248	23	20	300	21.6
TR241-3-20/20	89/89	16	25	206.4	248	27	20	300	19.6
TR241-3-25/20	89/89	19	29.5	206.4	248	32	20	300	20.2
TR241-3-25/26	89/89	20	31.2	206.4	248	33	26	300	24
TR241-3-30/20	89/89	25.5	36	206.4	248	38	20	250	18.9
TR241-3-32/26	89/89	26.5	37	206.4	248	39	26	200	19.3
TR241-3-38/20	89/89	31	42.5	206.4	248	45	20	250	19.3
TR241-3-38/26	89/89	32	43.5	206.4	248	46	26	200	20
TR241-3-45/26	89/89	40	51	206.4	248	54	26	160	19.6
TR241-3-50/26	89/89	45	57	206.4	248	62	26	160	21.8
TR241-3-50/36	89/89	45	58	206.4	248	61	36	120	19.8
TR241-3-65/36	89/89	57	73	206.4	248	76	36	80	17.5
TR241-3-65/45	89/89	57	74	206.4	248	77	45	80	18
TR241-3-76/36	89/89	66	82	206.4	248	84	36	80	18.4
TR241-3-76/45	89/89	66	83	206.4	248	85	45	80	21.4



手挚式,三孔R型夹 单位:MM(数量:PCS;重量:KG)

Reference Number	Individual Ring Spacing	Inside Height	Outside Diameter	Eyelet Spacing	Overall metal length	Overall height	Base Width	P/C	Weight
型号	孔距	内高	外径	锅钉孔	总长	总高	底宽	数量	重量
TR285-3-16/17	108/108	11	21	244	285	22	17	300	22.7
TR285-3-25/17	108/108	19	29.5	244	285	32	17	300	19.8
TR285-3-16/20	108/108	11	21	244	285	23	20	300	20.7
TR285-3-20/20	108/108	16	25	244	285	27	20	250	21.1
TR285-3-25/20	108/108	19	29.5	244	285	32	20	250	18.4
TR285-3-30/20	108/108	25.5	36	244	285	38	20	200	16.6
TR285-3-38/20	108/108	31	42.5	244	285	45	20	200	15.5
TR285-3-25/26	108/108	19.8	31.2	244	285	33	26	200	19.3
TR285-3-32/26	108/108	26.5	37	244	285	39	26	200	20.7
TR285-3-38/26	108/108	32	43.5	244	285	46	26	200	17.5
TR285-3-45/26	108/108	40	51	244	285	54	26	160	20.7
TR285-3-50/26	108/108	45	56	244	285	62	26	120	23.6
TR285-3-50/36	108/108	41	58	244	285	61	36	120	20.5
TR285-3-50/45	108/108	42	58	244	285	62	45	90	19.8
TR285-3-65/36	108/108	57	73	244	285	76	36	100	20.7
TR285-3-65/45	108/108	58	73	244	285	77	45	80	19.1
TR285-3-76/36	108/108	66	82	244	285	84	36	80	21.6
TR285-3-76/45	108/108	67	82	244	285	85	45	80	23.7

手挚式,三孔斜D型夹 单位:MM(数量:PCS;重量:KG)

Reference Number	Individual Ring Spacing	Inside Height	Outside Diameter	Eyelet Spacing	Overall metal length	Overall height	Base Width	P/C	Weight
型号	孔距	内高	外径	锅钉孔	总长	总高	底宽	数量	重量
TSD016-3-20/20	70/70	20	34	179.4	222	28	20	300	18
TSD016-3-25/20	70/70	25	37	179.4	222	33	20	300	18.6
TSD016-3-38/20	70/70	38	46.1	179.4	222	48.7	20	160	19.5
TSD016-3-25/26	70/70	25	38.2	179.4	222	32.7	26	200	21.3
TSD016-3-32/26	70/70	30	46	179.4	222	41.5	26	200	22.3
TSD016-3-38/26	70/70	38	51	179.4	222	47.5	26	160	18.9
TSD016-3-45/26	70/70	45	53.5	179.4	222	54.5	26	150	18
TSD016-3-50/36	70/70	50	65	179.4	222	65	36	100	16.6
TSD016-3-65/36	70/70	60	71.5	179.4	222	76	36	80	17
TSD016-3-76/36	70/70	75	85	179.4	222	89	36	80	18.2
TSD016-3-76/45	70/70	75	85	179.4	222	89	45	64	16.6
TSD016-3-104/45	70/70	104	115	179.4	222	123	45	60	16.6
TSD016-3-127/45	70/70	127	139	179.4	222	150	45	60	21.4
TSD041-3-20/20	89/89	20	34	206.4	248	28	20	240	19.1
TSD041-3-25/20	89/89	25	37	206.4	248	33	20	240	19.8
TSD041-3-32/26	89/89	30	46	206.4	248	41.5	26	180	21.6
TSD041-3-38/26	89/89	38	51	206.4	248	47.5	26	160	20.3
TSD041-3-45/26	89/89	45	53.5	206.4	248	54.5	26	150	19.3
TSD041-3-50/36	89/89	50	65	206.4	248	65	36	100	18.4
TSD041-3-65/36	89/89	63	71.5	206.4	248	76	36	80	18
TSD041-3-76/36	89/89	75	85	206.4	248	89	36	80	18.6
TSD041-3-76/45	89/89	75	85	206.4	248	89	45	64	17.8
TSD041-3-104/45	89/89	104	115	206.4	248	123	45	60	17.8
TSD041-3-127/45	89/89	127	139	206.4	248	150	45	60	22.8

手摯式,三孔斜D型夹 单位:MM(数量:PCS;重量:KG)

Reference Number	Individual Ring Spacing	Inside Height	Outside Diameter	Eyelet Spacing	Overall metal length	Overall height	Base Width	P/C	Weight
型号	孔距	内高	外径	锅钉孔	总长	总高	底宽	数量	重量
TSD285-3-20/20	108/108	20	34	242.9	289	28	20	240	20.5
TSD285-3-25/20	108/108	25	37	242.9	289	33	20	200	17.7
TSD285-3-38/20	108/108	38	46.1	242.9	289	48.7	20	160	17.5
TSD285-3-25/26	108/108	25	39	242.9	289	32.5	26	160	17.5
TSD285-3-32/26	108/108	30	46	242.9	289	41.5	26	150	20
TSD285-3-38/26	108/108	38	51	242.9	289	47.5	26	120	16.8
TSD285-3-45/26	108/108	45	53.5	242.9	289	54.5	26	120	17.1
TSD285-3-50/36	108/108	50	65	242.9	289	65	36	100	19.1
TSD285-3-50/45	108/108	50	68	242.9	289	65	45	80	18.2
TSD285-3-65/36	108/108	63	71.5	242.9	289	76	36	80	19.1
TSD285-3-65/45	108/108	63	75	242.9	289	76	45	80	22.8
TSD285-3-76/36	108/108	75	85	242.9	289	89	36	80	21.9
TSD285-3-76/45	108/108	75	88	242.9	289	89	45	64	19.6
TSD285-3-102/45	108/108	104	115	242.9	289	123	45	64	22.8

[illegible] 单位:MM(数量:PCS;重量:KG)

Reference Number	Individual Ring Spacing	Inside Height	Outside Diameter	Eyelet Spacing	Overall metal length	Overall height	Base Width	P/C	Weight
型号	孔距	内高	外径	锅钉孔	总长	总高	底宽	数量	重量
[illegible]	80/80/80	25	32.5	212	305	39	26	160	19.5
[illegible]	80/80/80	30	36	212	305	43.5	26	160	19.8
[illegible]	80/80/80	38	40	212	305	54.5	26	120	23.4
[illegible]	80/80/80	45	43	212	305	58.5	26	120	19.6
[illegible]	80/80/80	50	56	212	305	63.5	26	120	19.8
[illegible]	80/80/80	50	58	212	305	68.5	45	80	24.4
[illegible]	89/89/89	25	32.5	319	364	39	26	160	24.6
[illegible]	89/89/89	30	36	319	364	43.5	26	160	25.3
[illegible]	89/89/89	40	41.5	319	364	54.5	26	120	21.4
[illegible]	89/89/89	45	43	319	364	58.5	26	120	22.5
[illegible]	89/89/89	50	56	319	364	63.5	26	120	22.8
[illegible]	89/89/89	55	58	319	364	71.5	45	80	27.3
[illegible]	89/89/89	65	72	319	364	84	45	80	28

手挚式,四孔Q型夹 单位:MM(数量:PCS;重量:KG)

Reference Number	Individual Ring Spacing	Inside Height	Outside Diameter	Eyelet Spacing	Overall metal length	Overall height	Base Width	P/C	Weight
型号	孔距	内高	外径	锅钉孔	总长	总高	底宽	数量	重量
TQ298-4-25/26	80/80/80	25	28	212.7	305	38	26	200	22.1
TQ298-4-30/26	80/80/80	30	32	212.7	305	44	26	160	19.2
TQ298-4-40/26	80/80/80	40	33.5	212.7	305	55	26	160	22.6
TQ298-4-45/26	80/80/80	45	34	212.7	305	59	26	120	18.8
TQ298-4-50/26	80/80/80	50	34.5	212.7	305	64	26	120	19.2
TQ298-4-50/45	80/80/80	50	41.5	212.7	305	71	45	80	23.9
TQ298-4-65/45	80/80/80	65	41.5	212.7	305	84	45	80	24.4
TQ356-4-25/26	89/89/89	25	28	319	364	38	26	160	23.9
TQ356-4-32/26	89/89/89	30	32	319	364	44	26	160	24.8
TQ356-4-38/26	89/89/89	40	33.5	319	364	55	26	120	20.8
TQ356-4-45/26	89/89/89	45	34	319	364	59	26	120	21.7
TQ356-4-50/26	89/89/89	50	34.5	319	364	64	26	120	22.1
TQ356-4-50/45	89/89/89	50	41.5	319	364	71	45	80	26.8
TQ356-4-65/45	89/89/89	65	41.5	319	364	84	45	80	27.3



手挚式,四孔斜D型夹 单位:MM(数量:PCS;重量:KG)

Reference Number	Individual Ring Spacing	Inside Height	Outside Diameter	Eyelet Spacing	Overall metal length	Overall height	Base Width	P/C	Weight
型号	孔距	内高	外径	锅钉孔	总长	总高	底宽	数量	重量
TSD298-4-25/26	80/80/80	25	39	212.7	305	32.5	26	200	20.1
TSD298-4-32/26	80/80/80	30	46	212.7	305	41.5	26	120	17.9
TSD298-4-38/26	80/80/80	38	51	212.7	305	47.5	26	120	18.6
TSD298-4-45/26	80/80/80	45	53.5	212.7	305	54.5	26	120	19
TSD298-4-50/45	80/80/80	50	65	212.7	305	65	45	80	24.4
TSD298-4-65/45	80/80/80	63	75	212.7	305	76	45	60	21.7
TSD298-4-76/45	80/80/80	75	88	212.7	305	89	45	60	22.4
TSD298-4-104/45	80/80/80	104	115	212.7	305	123	45	60	25.3
TSD298-4-127/45	80/80/80	127	139	212.7	305	150	45	60	23.3
TSD356-4-25/26	89/89/89	25	39	319	364	32.5	26	160	22.8
TSD356-4-32/26	89/89/89	30	46	319	364	41.5	26	120	21.5
TSD356-4-38/26	89/89/89	38	51	319	364	47.5	26	120	22.4
TSD356-4-45/26	89/89/89	45	53.5	319	364	54.5	26	120	22.6
TSD356-4-50/45	89/89/89	50	65	319	364	65	45	80	26.4
TSD356-4-65/45	89/89/89	63	75	319	364	76	45	60	23.5
TSD356-4-76/45	89/89/89	75	88	319	364	89	45	60	25
TSD356-4-102/45	89/89/89	104	115	319	364	123	45	60	21.7

手挚式,四孔R型夹 单位:MM(数量:PCS;重量:KG)

Reference Number	Individual Ring Spacing	Inside Height	Outside Diameter	Eyelet Spacing	Overall metal length	Overall height	Base Width	P/C	Weight
型号	孔距	内高	外径	锅钉孔	总长	总高	底宽	数量	重量
TR216-4-20/20	54/54/54	16	25	179.4	216	27	20	300	20.7
TR216-4-25/26	54/54/54	19	31.2	179.4	216	33	26	240	23.3
TR298-4-16/20	80/80/80	11	20.5	212	305	23.5	20	300	17.7
TR298-4-19/20	80/80/80	16	23.5	212	305	25	20	300	23.1
TR298-4-25/20	80/80/80	19	29	212	305	31	20	250	25
TR298-4-30/20	80/80/80	25	34.5	212	305	36.5	20	250	26
TR298-4-25/26	80/80/80	20	31.2	212	305	33	26	200	21.9
TR298-4-32/26	80/80/80	26	37	212	305	39	26	200	22.8
TR298-4-38/26	80/80/80	32	43.5	212	305	46	26	160	20
TR298-4-45/26	80/80/80	38	52	212	305	54	26	160	23.8
TR298-4-50/26	80/80/80	42	60	212	305	61	26	120	20
TR298-4-50/45	80/80/80	42	63	212	305	62	45	100	27.3
TR298-4-60/45	80/80/80	53	69	212	305	72	45	80	24.8
TR298-4-65/45	80/80/80	60	72	212	305	77	45	80	25
TR298-4-76/45	80/80/80	70	82.6	212	305	85	45	60	21.2
TR356-4-25/26	89/89/89	20	31.2	319	364	33	26	160	23.8
TR356-4-32/26	89/89/89	26	37	319	364	39	26	160	24.6
TR356-4-38/26	89/89/89	32	43.5	319	364	46	26	160	25.5
TR356-4-38/45	89/89/89	32	44.5	319	364	47	45	100	28.4
TR356-4-45/26	89/89/89	38	52	319	364	54	26	120	21.9
TR356-4-50/26	89/89/89	42	60	319	364	61	26	120	23
TR356-4-65/45	89/89/89	60	72	319	364	77	45	80	28
TR356-4-76/45	89/89/89	70	82.6	319	364	85	45	60	23.5

手挚式,五孔D型夹 单位:MM(数量:PCS;重量:KG)

Reference Number	Individual Ring Spacing	Inside Height	Outside Diameter	Eyelet Spacing	Overall metal length	Overall height	Base Width	P/C	Weight
型号	孔距	内高	外径	锅钉孔	总长	总高	底宽	数量	重量
TD241-5-25/26	25.4/63.4/63.4/25.4	25	32.5	206.4	248	39	26	160	18.1
TD241-5-30/26	25.4/63.4/63.4/25.4	30	36	206.4	248	43.5	26	160	19.9
TD241-5-40/26	25.4/63.4/63.4/25.4	40	41.5	206.4	248	54.5	26	120	17.5
TD241-5-45/26	25.4/63.4/63.4/25.4	45	44.5	206.4	248	58.5	26	120	19.2
TD241-5-50/26	25.4/63.4/63.4/25.4	45	45.8	206.4	248	63.5	26	120	19.7
TD241-5-55/45	25.4/63.4/63.4/25.4	55	47.5	206.4	248	71.5	45	80	21
TD241-5-65/45	25.4/63.4/63.4/25.4	65	61.5	206.4	248	84	45	80	21.3
TD285-5-25/26	50.8/57/57/50.8	25	32.5	244	285	39	26	160	19
TD285-5-30/26	50.8/57/57/50.8	30	36	244	285	43.5	26	160	20.1
TD285-5-40/26	50.8/57/57/50.8	40	41.5	244	285	54.5	26	120	18.4
TD285-5-45/26	50.8/57/57/50.8	45	44.5	244	285	58.5	26	120	21.5
TD285-5-50/26	50.8/57/57/50.8	45	45.8	244	285	63.5	26	120	21.7
TD285-5-55/45	50.8/57/57/50.8	50	47.5	244	290	71.5	45	80	22.1
TD285-5-65/45	50.8/57/57/50.8	65	61.5	244	290	84	45	80	22.8

手挚式，五孔R型夹 单位:MM(数量:PCS;重量:KG)

Reference Number	Individual Ring Spacing	Inside Height	Outside Diameter	Eyelet Spacing	Overall metal length	Overall height	Base Width	P/C	Weight
型号	孔距	内高	外径	锅钉孔	总长	总高	底宽	数量	重量
TR216-5-16/20	25.4/44.5/44.5/25.4	11	21	179.4	222	23	20	300	20.3
TR216-5-20/20	25.4/44.5/44.5/25.4	16	25	179.4	222	27	20	300	20.8
TR216-5-25/20	25.4/44.5/44.5/25.4	19	29.5	179.4	222	32	20	300	22.6
TR216-5-25/26	25.4/44.5/44.5/25.4	20	31.2	179.4	222	33	26	240	23.4
TR216-5-32/26	25.4/44.5/44.5/25.4	26	37	179.4	222	39	26	240	25.7
TR216-5-38/26	25.4/44.5/44.5/25.4	32	43.5	179.4	222	46	26	200	22.8
TR216-5-38/45	25.4/44.5/44.5/25.4	33	45.5	179.4	222	47	45	120	20.8
TR216-5-45/26	25.4/44.5/44.5/25.4	40	51	179.4	222	54	26	160	21.4
TR216-5-50/26	25.4/44.5/44.5/25.4	45	58	179.4	222	62	26	120	18.1
TR216-5-50/45	25.4/44.5/44.5/25.4	42	59	179.4	222	62	45	100	19.5
TR216-5-60/45	25.4/44.5/44.5/25.4	53	69	179.4	222	72	45	80	19.2
TR216-5-65/45	25.4/44.5/44.5/25.4	58	74	179.4	222	77	45	80	20.1
TR216-5-75/45	25.4/44.5/44.5/25.4	68	83	179.4	222	85	45	80	24.8

手挚式，五孔R型夹 单位:MM(数量:PCS;重量:KG)

Reference Number	Individual Ring Spacing	Inside Height	Outside Diameter	Eyelet Spacing	Overall metal length	Overall height	Base Width	P/C	Weight
型号	孔距	内高	外径	锅钉孔	总长	总高	底宽	数量	重量
TR241-5-38/45	25.4/63.4/63.4/25.4	34	45.5	206.4	248	47	45	120	22.4
TR241-5-45/26	25.4/63.4/63.4/25.4	40	51	206.4	248	54	26	120	17.9
TR241-5-50/26	25.4/63.4/63.4/25.4	45	57	206.4	248	62	26	120	19.7
TR241-5-50/45	25.4/63.4/63.4/25.4	45	58	206.4	248	62	45	100	21
TR241-5-60/45	25.4/63.4/63.4/25.4	53	69	206.4	248	72	45	80	20.6
TR241-5-65/45	25.4/63.4/63.4/25.4	58	74	206.4	248	77	45	80	21.3
TR241-5-75/45	25.4/63.4/63.4/25.4	67	83	206.4	248	85	45	60	19.9
TR285-5-25/26	50.8/57/57/50.8	20	31.2	244	285	33	26	200	22.6
TR285-5-32/26	50.8/57/57/50.8	26	37	244	285	39	26	160	19.4
TR285-5-38/26	50.8/57/57/50.8	32	43.5	244	285	46	26	160	20.1
TR285-5-38/45	50.8/57/57/50.8	33	44.5	244	285	47	45	100	19.9
TR285-5-45/26	50.8/57/57/50.8	40	51	244	285	54	26	120	18.8
TR285-5-50/26	50.8/57/57/50.8	45	56	244	285	62	26	120	21.7
TR285-5-50/45	50.8/57/57/50.8	42	58	244	285	62	45	80	18.8
TR285-5-60/45	50.8/57/57/50.8	53	68	244	285	72	45	80	21.9
TR285-5-65/45	50.8/57/57/50.8	58	73	244	285	77	45	80	22.6
TR285-5-75/45	50.8/57/57/50.8	67	82	244	285	85	45	60	21.7



手拏式,六孔D型夹 单位:MM(数量:PCS;重量:KG)

Reference Number	Individual Ring Spacing	Inside Height	Outside Diameter	Eyelet Spacing	Overall metal length	Overall height	Base Width	P/C	Weight
型号	孔距	内高	外径	锅钉孔	总长	总高	底宽	数量	重量
TD216-6-15/20	25.4/25.4/38/25.4/25.4	16	24.5	179.4	222	26	20	300	21.9
TD216-6-20/20	25.4/25.4/38/25.4/25.4	19	28	179.4	222	31	20	300	24.2
TD216-6-25/20	25.4/25.4/38/25.4/25.4	25	30	179.4	222	37	20	300	25.3
TD216-6-25/26	25.4/25.4/38/25.4/25.4	25	32.5	179.4	222	39	26	240	27
TD216-6-30/26	25.4/25.4/38/25.4/25.4	30	36	179.4	222	43.5	26	200	23.9
TD216-6-40/26	25.4/25.4/38/25.4/25.4	40	41.5	179.4	222	54.5	26	160	22.4
TD216-6-45/26	25.4/25.4/38/25.4/25.4	45	44.5	179.4	222	58.5	26	120	19.2
TD216-6-50/26	25.4/25.4/38/25.4/25.4	50	45.8	179.4	222	63.5	26	120	19.7
TD216-6-55/45	25.4/25.4/38/25.4/25.4	55	47.5	179.4	222	71.5	45	80	21.3
TD216-6-65/45	25.4/25.4/38/25.4/25.4	65	61.5	179.4	222	84	45	80	21.7
TD241-6-25/26	25.4/25.4/76/25.4/25.4	25	32.5	206.4	248	39	26	160	19.2
TD241-6-30/26	25.4/25.4/76/25.4/25.4	30	36	206.4	248	43.5	26	160	20.6
TD241-6-40/26	25.4/25.4/76/25.4/25.4	40	41.5	206.4	248	54.5	26	120	18.6
TD241-6-45/26	25.4/25.4/76/25.4/25.4	45	44.5	206.4	248	58.5	26	120	20.8
TD241-6-50/26	25.4/25.4/76/25.4/25.4	50	45.8	206.4	248	63.5	26	120	21.3
TD241-6-55/45	25.4/25.4/76/25.4/25.4	55	47.5	206.4	248	71.5	45	80	22.6
TD241-6-65/45	25.4/25.4/76/25.4/25.4	65	61.5	206.4	248	84	45	80	23
TD285-6-25/26	25.4/25.4/114/25.4/25.4	25	32.5	244	285	39	26	160	20.4
TD285-6-30/26	25.4/25.4/114/25.4/25.4	30	36	244	285	43.5	26	160	21.3
TD285-6-40/26	25.4/25.4/114/25.4/25.4	40	41.5	244	285	54.5	26	120	21
TD285-6-45/26	25.4/25.4/114/25.4/25.4	45	44.5	244	285	58.5	26	120	23
TD285-6-50/26	25.4/25.4/114/25.4/25.4	50	45.8	244	285	63.5	26	120	23.5
TD285-6-55/45	25.4/25.4/114/25.4/25.4	55	47.5	244	290	71.5	45	80	23.9
TD285-6-65/45	25.4/25.4/114/25.4/25.4	65	61.5	244	290	84	45	80	24.4

手拏式,六孔R型夹 单位:MM(数量:PCS;重量:KG)

Reference Number	Individual Ring Spacing	Inside Height	Outside Diameter	Eyelet Spacing	Overall metal length	Overall height	Base Width	P/C	Weight
型号	孔距	内高	外径	锅钉孔	总长	总高	底宽	数量	重量
TR216-6-16/20	25.4/25.4/38/25.4/25.4	11	21	179.4	222	23	20	300	21
TR216-6-20/20	25.4/25.4/38/25.4/25.4	16	25	179.4	222	27	20	300	21.7
TR216-6-25/20	25.4/25.4/38/25.4/25.4	19	29.5	179.4	222	32	20	300	23.9
TR216-6-25/26	25.4/25.4/38/25.4/25.4	20	31.2	179.4	222	33	26	240	23.9
TR216-6-32/26	25.4/25.4/38/25.4/25.4	26	37	179.4	222	39	26	240	27
TR216-6-38/26	25.4/25.4/38/25.4/25.4	32	43.5	179.4	222	46	26	200	23.7
TR216-6-38/45	25.4/25.4/38/25.4/25.4	33	45.5	179.4	222	47	45	120	21.7
TR216-6-45/26	25.4/25.4/38/25.4/25.4	40	51	179.4	222	54	26	160	23.3
TR216-6-50/26	25.4/25.4/38/25.4/25.4	45	58	179.4	222	62	26	120	19.7
TR216-6-50/45	25.4/25.4/38/25.4/25.4	42	59	179.4	222	62	45	100	21
TR216-6-60/45	25.4/25.4/38/25.4/25.4	53	69	179.4	222	72	45	80	21
TR216-6-65/45	25.4/25.4/38/25.4/25.4	58	74	179.4	222	77	45	80	21.7
TR216-6-75/45	25.4/25.4/38/25.4/25.4	67	83	179.4	222	85	45	80	26.8
TR241-6-25/26	25.4/25.4/76/25.4/25.4	19.8	31.2	206.4	248	33	26	200	22.6
TR241-6-32/26	25.4/25.4/76/25.4/25.4	26.5	37	206.4	248	39	26	160	19.2
TR241-6-38/26	25.4/25.4/76/25.4/25.4	32	43.5	206.4	248	46	26	160	20.6
TR241-6-45/26	25.4/25.4/76/25.4/25.4	40	51	206.4	248	54	26	120	19.2
TR241-6-50/26	25.4/25.4/76/25.4/25.4	45	57	206.4	248	62	26	120	21.2
TR241-6-50/45	25.4/25.4/76/25.4/25.4	45	58	206.4	248	62	45	100	22.4
TR241-6-65/45	25.4/25.4/76/25.4/25.4	58	74	206.4	248	77	45	80	23
TR241-6-75/45	25.4/25.4/76/25.4/25.4	67	83	206.4	248	85	45	60	21.5

手挚式,六孔R型夹 单位:MM(数量:PCS;重量:KG)

Reference Number	Individual Ring Spacing	Inside Height	Outside Diameter	Eyelet Spacing	Overall metal length	Overall height	Base Width	P/C	Weight
型号	孔距	内高	外径	锅钉孔	总长	总高	底宽	数量	重量
TR285-6-25/26	25.4/25.4/114/25.4/25.4	20	31.2	244	285	33	26	200	23.9
TR285-6-32/26	25.4/25.4/114/25.4/25.4	26	37	244	285	39	26	160	20.1
TR285-6-38/26	25.4/25.4/114/25.4/25.4	32	43.5	244	285	46	26	160	21
TR285-6-38/45	25.4/25.4/114/25.4/25.4	33	44.5	244	285	47	45	100	20.8
TR285-6-45/26	25.4/25.4/114/25.4/25.4	40	51	244	285	54	26	120	20.1
TR285-6-50/26	25.4/25.4/114/25.4/25.4	45	56	244	285	62	26	120	23.3
TR285-6-50/45	25.4/25.4/114/25.4/25.4	42	58	244	285	62	45	80	20.1
TR285-6-60/45	25.4/25.4/114/25.4/25.4	53	68	244	285	72	45	80	23.5
TR285-6-65/45	25.4/25.4/114/25.4/25.4	58	73	244	285	77	45	80	24.4
TR285-6-75/45	25.4/25.4/114/25.4/25.4	67	82	244	285	85	45	80	23.3

手挚式,七孔D型夹 单位:MM(数量:PCS;重量:KG)

Reference Number	Individual Ring Spacing	Inside Height	Outside Diameter	Eyelet Spacing	Overall metal length	Overall height	Base Width	P/C	Weight
型号	孔距	内高	外径	锅钉孔	总长	总高	底宽	数量	重量
TD216-7-16/20	25.4/25.4/19/19/25.4/25.4	16	24.5	179.4	222	26	20	300	22.8
TD216-7-20/20	25.4/25.4/19/19/25.4/25.4	19	28	179.4	222	31	20	300	25.3
TD216-7-25/20	25.4/25.4/19/19/25.4/25.4	25	30	179.4	222	37	20	300	26.6
TD216-7-25/26	25.4/25.4/19/19/25.4/25.4	25	32.5	179.4	222	39	26	240	28.4
TD216-7-30/26	25.4/25.4/19/19/25.4/25.4	30	36	179.4	222	43.5	26	200	25.5
TD216-7-40/26	25.4/25.4/19/19/25.4/25.4	40	41.5	179.4	222	54.5	26	160	24.4
TD216-7-45/26	25.4/25.4/19/19/25.4/25.4	45	44.5	179.4	222	58.5	26	120	20.8
TD216-7-50/26	25.4/25.4/19/19/25.4/25.4	50	47.5	179.4	222	63.5	26	120	21.7
TD216-7-55/36	25.4/25.4/19/19/25.4/25.4	50	56	179.4	222	71.5	36	40	11.7
TD216-7-65/45	25.4/25.4/19/19/25.4/25.4	65	61.5	179.4	222	84	45	40	12.3
TD241-7-25/26	25.4/25.4/38/38/25.4/25.4	25	32.5	206.4	248	39	26	160	20.1
TD241-7-30/26	25.4/25.4/38/38/25.4/25.4	30	36	206.4	248	43.5	26	160	21.9
TD241-7-40/26	25.4/25.4/38/38/25.4/25.4	40	41.5	206.4	248	54.5	26	120	20.1
TD241-7-45/26	25.4/25.4/38/38/25.4/25.4	45	44.5	206.4	248	58.5	26	120	22.4
TD241-7-50/26	25.4/25.4/38/38/25.4/25.4	50	47.5	206.4	248	63.5	26	120	22.8
TD241-7-55/36	25.4/25.4/38/38/25.4/25.4	50	56	206.4	248	71.5	45	80	24.1
TD241-7-65/45	25.4/25.4/38/38/25.4/25.4	65	61.5	206.4	248	84	45	80	24.6
TD285-7-25/26	25.4/25.4/57/57/25.4/25.4	25	32.5	244	285	39	26	160	21
TD285-7-30/26	25.4/25.4/57/57/25.4/25.4	30	36	244	285	43.5	26	160	22.4
TD285-7-40/26	25.4/25.4/57/57/25.4/25.4	40	41.5	244	285	54.5	26	120	22.1
TD285-7-45/26	25.4/25.4/57/57/25.4/25.4	45	44.5	244	285	58.5	26	120	24.6
TD285-7-50/26	25.4/25.4/57/57/25.4/25.4	50	47.5	244	285	63.5	26	120	25
TD285-7-50/45	25.4/25.4/57/57/25.4/25.4	50	56	244	290	71.5	45	80	25.5
TD285-7-65/45	25.4/25.4/57/57/25.4/25.4	65	61.5	244	290	84	45	80	25.9

手挚式，七孔R型夹 单位:MM(数量:PCS;重量:KG)

Reference Number	Individual Ring Spacing	Inside Height	Outside Diameter	Eyelet Spacing	Overall metal length	Overall height	Base Width	P/C
型号	孔距	内高	外径	锅钉孔	总长	总高	底宽	数量
TR285-7-25/26	25.4/25.4/57/57/25.4/25.4	20	31.2	242.9	285	33	26	200
TR285-7-32/26	25.4/25.4/57/57/25.4/25.4	26	37	242.9	285	39	26	160
TR285-7-38/26	25.4/25.4/57/57/25.4/25.4	32	43.5	242.9	285	46	26	160
TR285-7-45/26	25.4/25.4/57/57/25.4/25.4	40	51	242.9	285	54	26	120
TR285-7-50/26	25.4/25.4/57/57/25.4/25.4	45	56	242.9	285	62	26	120
TR285-7-50/36	25.4/25.4/57/57/25.4/25.4	45	59.2	242.9	285	62	36	80
TR285-7-50/45	25.4/25.4/57/57/25.4/25.4	42	58	242.9	290	62	45	80
TR285-7-60/45	25.4/25.4/57/57/25.4/25.4	53	68	242.9	290	72	45	80
TR285-7-65/45	25.4/25.4/57/57/25.4/25.4	58	73	242.9	290	77	45	80
TR285-7-75/45	25.4/25.4/57/57/25.4/25.4	67	82	242.9	290	85	45	60

手挚式，七孔R型夹 单位:MM(数量:PCS;重量:KG)

Reference Number	Individual Ring Spacing	Inside Height	Outside Diameter	Eyelet Spacing	Overall metal length	Overall height	Base Width	P/C	Weight
型号	孔距	内高	外径	锅钉孔	总长	总高	底宽	数量	重量
TR216-7-16/20	25.4/25.4/19/19/25.4/25.4	11	21	179.4	222	23	20	300	21.9
TR216-7-20/20	25.4/25.4/19/19/25.4/25.4	16	25	179.4	222	27	20	300	22.8
TR216-7-25/20	25.4/25.4/19/19/25.4/25.4	19	29.5	179.4	222	32	20	300	25
TR216-7-25/26	25.4/25.4/19/19/25.4/25.4	20	31.2	179.4	222	33	26	240	26.2
TR216-7-32/26	25.4/25.4/19/19/25.4/25.4	26	37	179.4	222	39	26	240	28.6
TR216-7-38/26	25.4/25.4/19/19/25.4/25.4	32	43.5	179.4	222	46	26	200	25.9
TR216-7-38/45	25.4/25.4/19/19/25.4/25.4	33	45.5	179.4	222	47	45	100	19.5
TR216-7-45/26	25.4/25.4/19/19/25.4/25.4	40	51	179.4	222	54	26	160	25.3
TR216-7-50/26	25.4/25.4/19/19/25.4/25.4	45	58	179.4	222	62	26	120	21.2
TR216-7-50/45	25.4/25.4/19/19/25.4/25.4	42	59	179.4	222	62	45	100	23
TR216-7-60/45	25.4/25.4/19/19/25.4/25.4	53	69	179.4	222	72	45	40	11.8
TR216-7-65/45	25.4/25.4/19/19/25.4/25.4	58	74	179.4	222	77	45	40	12.3
TR216-7-75/45	25.4/25.4/19/19/25.4/25.4	67	83	179.4	222	85	45	40	14.5
TR241-7-25/26	25.4/25.4/38/38/25.4/25.4	20	31.2	206.4	241	33	26	200	23.5
TR241-7-32/26	25.4/25.4/38/38/25.4/25.4	26	37	206.4	241	39	26	160	20.4
TR241-7-38/26	25.4/25.4/38/38/25.4/25.4	32	43.5	206.4	241	46	26	160	22.4
TR241-7-38/45	25.4/25.4/38/38/25.4/25.4	34	45.5	206.4	241	47	45	120	24.8
TR241-7-45/26	25.4/25.4/38/38/25.4/25.4	40	51	206.4	241	54	26	120	20.8
TR241-7-50/26	25.4/25.4/38/38/25.4/25.4	45	57	206.4	241	62	26	120	22.8
TR241-7-65/45	25.4/25.4/38/38/25.4/25.4	58	74	206.4	241	77	45	80	24.8
TR241-7-75/45	25.4/25.4/38/38/25.4/25.4	67	83	206.4	241	85	45	60	23.3

手挚带锁式,三孔R型夹 单位:MM(数量:PCS;重量:KG)

Reference Number	Individual Ring Spacing	Inside Height	Outside Diameter	Eyelet Spacing	Overall metal length	Overall height	Base Width	P/C	Weight
型号	孔距	内高	外径	锅钉孔	总长	总高	底宽	数量	重量
LTR285-3-25/20	108/108	19	29.5	242.9	285	32	20	250	18.9
LTR285-3-25/26	108/108	20	31.2	242.9	285	33	26	200	21.6
LTR285-3-30/20	108/108	25	36	242.9	285	38	20	200	16.2
LTR285-3-32/26	108/108	26	37	242.9	285	39	26	200	22.8
LTR285-3-38/20	108/108	31	42.5	242.9	285	45	20	180	15.5
LTR285-3-38/26	108/108	32	43.5	242.9	285	46	26	160	18.9
LTR285-3-45/26	108/108	40	53	242.9	285	54	26	160	20.7
LTR285-3-50/26	108/108	45	58	242.9	285	62	26	120	16.6
LTR285-3-50/36	108/108	41	59	242.9	285	61	36	120	20
LTR285-3-50/45	108/108	42	59	242.9	290	62	45	100	21
LTR285-3-65/36	108/108	57	73	242.9	290	76	36	96	20.7
LTR285-3-65/45	108/108	58	74	242.9	290	77	45	80	18.7
LTR285-3-76/36	108/108	67	82	242.9	290	84	36	80	18.7
LTR285-3-76/45	108/108	68	82	242.9	290	85	45	80	23.7



手挚带锁式,三孔斜D型夹 单位:MM(数量:PCS;重量:KG)

Reference Number	Individual Ring Spacing	Inside Height	Outside Diameter	Eyelet Spacing	Overall metal length	Overall height	Base Width	P/C	Weight
型号	孔距	内高	外径	锅钉孔	总长	总高	底宽	数量	重量
LTSD285-3-20/20	108/108	20	34	224	285	28	20	240	18.9
LTSD285-3-25/20	108/108	25	37	224	285	33	20	200	16.6
LTSD285-3-25/26	108/108	25	39	224	285	32.5	26	160	18
LTSD285-3-32/26	108/108	32	46	224	285	41.5	26	150	17.5
LTSD285-3-38/26	108/108	38	51	224	285	47.5	26	120	14.8
LTSD285-3-45/26	108/108	45	53.5	224	285	54.5	26	120	15.3
LTSD285-3-50/36	108/108	50	65	224	290	65	36	100	18.4
LTSD285-3-50/45	108/108	50	65	224	290	65	45	80	17.3
LTSD285-3-65/36	108/108	65	71.5	224	290	76	36	80	17.8
LTSD285-3-65/45	108/108	65	71.5	224	290	76	45	80	19.1
LTSD285-3-76/36	108/108	76	85	224	290	89	36	64	15.9
LTSD285-3-76/45	108/108	76	85	224	290	89	45	64	16.6
LTSD285-3-102/45	108/108	104	115	224	290	123	45	64	19.6

手挚式,六孔R型夹 单位:MM(数量:PCS;重量:KG)

Reference Number	Individual Ring Spacing	Inside Height	Outside Diameter	Eyelet Spacing	Overall metal length	Overall height	Base Width	P/C	Weight
型号	孔距	内高	外径	锅钉孔	总长	总高	底宽	数量	重量
LVR130-6-15/15	19/19/19/19/19	12	21	109.8	130	21.5	15	480	17.2
LVR130-6-19/15	19/19/19/19/19	15	23	109.8	130	24.5	15	480	18.8
LVR158-6-15/15	19/19/38/19/19	12	21	136.5	158	21.5	15	360	15
LVR158-6-19/15	19/19/38/19/19	15	23	136.5	158	24.5	15	360	16.3
LVR171-6-15/15	19/19/51/19/19	12	21	153.5	175	21.5	15	360	16.1
LVR171-6-19/15	19/19/51/19/19	15	23	153.5	175	24.5	15	360	16.7

双手挚式,六孔R型夹 单位:MM(数量:PCS;重量:KG)

Reference Number	Individual Ring Spacing	Inside Height	Outside Diameter	Eyelet Spacing	Overall metal length	Overall height	Base Width	P/C	Weight
型号	孔距	内高	外径	锅钉孔	总长	总高	底宽	数量	重量
VR130-6-15/15	19/19/19/19/19	12	21	109.8	134	21.5	15	500	18.5
VR130-6-20/15	19/19/19/19/19	15	23	109.8	134	24.5	15	500	20.1
VR158-6-15/15	19/19/38/19/19	12	21	136.5	161	21.5	15	400	16.1
VR158-6-20/15	19/19/38/19/19	15	23	136.5	161	24.5	15	400	17.6
VR175-6-15/15	19/19/51/19/19	12	21	153.5	178	21.5	15	300	17.2
VR175-6-20/15	19/19/51/19/19	15	23	153.5	178	24.5	15	300	17.8
VR216-6-15/15	38/38/38/38/38	12	21	200	222	21.5	15	300	20.2
VR241-6-15/15	19/19/114.3/19/19	12	21	225.4	248	21.5	15	300	16.8
VR241-6-20/15	19/19/114.3/19/19	15	23	225.4	248	24.5	15	300	17.5
VR280-6-13/15	19/19/127/19/19	9.2	18.5	263.5	286	18.5	15	300	18.5
VR280-6-15/15	19/19/127/19/19	12	21	263.5	286	21.5	15	300	18.5
VR280-6-20/15	19/19/127/19/19	15	23	263.5	286	24.5	15	300	19.2

单手挚式,三.五.六孔R型夹 单位:MM(数量:PCS;重量:KG)

Reference Number	Individual Ring Spacing	Inside Height	Outside Diameter	Eyelet Spacing	Overall metal length	Overall height	Base Width	P/C	Weight
型号	孔距	内高	外径	锅钉孔	总长	总高	底宽	数量	重量
2TR089-3-20/20	26.5/26.5	15	24	38.1	90	25	20	600	17.6
2TR089-3-25/20	26.5/26.5	19	29.5	38.1	90	30	20	600	18.5
2TR092-3-13/15	26.5/26.5	9.2	18.5	38.1	92	18.5	15	600	14.3
2TR171-3-20/20	70/70	15	24	112	176	25	20	350	15.8
2TR171-3-25/20	70/70	19	29.5	112	176	30	20	300	15.1
2TR120-5-15/15	19/19/19/19	12	21	90.5	120	21.5	15	500	14.8
2TR120-5-20/15	19/19/19/19	15	23	90.5	120	24.5	15	500	15.7
2TR130-6-15/15	19/19/19/19/19	12	21	109.8	140	21.5	15	480	16.6
2TR130-6-20/15	19/19/19/19/19	15	23	109.8	140	24.5	15	480	18.3
2TR130-6-20/20	19/19/19/19/19	15	24	76.2	132	24.5	20	400	18.6
2TR130-6-23/20	19/19/19/19/19	18	27.5	76.2	132	28	20	400	20.4
2TR130-6-25/20	19/19/19/19/19	19	29.5	76.2	132	30	20	400	21.1
2TR158-6-15/15	19/19/38/19/19	12	21	136.5	168	21.5	15	360	14.1
2TR158-6-20/15	19/19/38/19/19	15	23	136.5	168	24.5	15	360	15
2TR175-6-15/15	19/19/51/19/19	12	21	153.5	185	21.5	15	400	16.6
2TR175-6-16/20	19/19/51/19/19	11	21	108	180	21	20	336	18.8
2TR175-6-20/15	19/19/51/19/19	15	23	153.5	185	24.5	15	400	17.8
2TR175-6-20/20	19/19/51/19/19	15	24	108	180	25	20	336	20.1
2TR175-6-23/20	19/19/51/19/19	18	27.5	108	180	28	20	280	18.1
2TR175-6-25/20	19/19/51/19/19	19	29.5	108	180	30	20	280	19
2TR175-6-30/20	19/19/51/19/19	25	34.5	108	180	35.5	20	280	20.1
2TR183-6-15/15	19/19/51/19/19	12	21	146	194	21.5	15	400	17.8
2TR183-6-20/20	19/19/51/19/19	15	24	146	194	25	20	300	16.8
2TR183-6-23/20	19/19/51/19/19	18	27.5	146	194	28	20	300	18.5
2TR183-6-25/20	19/19/51/19/19	19	29.5	146	194	30	20	300	19.5
2TR253-9-19/20	(19X3)50.8(19X3)50.8(19X3)	15	24	196.85	253	25	20	250	18.6
2TR253-9-25/20	(19X3)50.8(19X3)50.8(19X3)	19	29.5	196.85	253	30	20	250	19.2

低手挚式,三.六孔R型夹 单位:MM(数量:PCS;重量:KG)

Reference Number	Individual Ring Spacing	Inside Height	Outside Diameter	Eyelet Spacing	Overall metal length	Overall height	Base Width	P/C	Weight
型号	孔距	内高	外径	锅钉孔	总长	总高	底宽	数量	重量
2TR222-6-15/15	19/19/70/19/19	12	21	200	232	21.5	15	300	15.1
2TR222-6-20/15	19/19/70/19/19	15	23	200	232	24.5	15	300	16
2TR222-6-16/20	19/19/70/19/19	11	21	173.8	225	21	20	300	16.7
2TR222-6-20/20	19/19/70/19/19	15	24	173.8	225	25	20	300	17.4
2TR222-6-23/20	19/19/70/19/19	18	27.5	173.8	225	28	20	300	18.3
2TR222-6-25/20	19/19/70/19/19	19	29.5	173.8	225	30	20	300	19.2
2TR222-6-30/20	19/19/70/19/19	25	34.5	173.8	225	35.5	20	300	21.1
2TR285-3-16/20	108/108	11	21	242.8	292	21	20	300	20.7
2TR285-3-20/20	108/108	16	25	242.8	292	25	20	300	20.9
2TR285-3-25/20	108/108	19	29.5	242.8	292	29.5	20	250	18.2
2TR285-3-25/26	108/108	19.8	31.2	242.8	294	31.2	26	200	19.1
2TR285-3-38/26	108/108	32	43.5	242.8	294	43.5	26	160	17.3

手挚式,六孔R型夹 单位:MM(数量:PCS;重量:KG)

Reference Number	Individual Ring Spacing	Inside Height	Outside Diameter	Eyelet Spacing	Overall metal length	Overall height	Base Width	P/C	Weight
型号	孔距	内高	外径	锅钉孔	总长	总高	底宽	数量	重量
TR180-6-16/20	19/19/51/19/19	11	21	146.2	183	21	20	300	16.8
TR180-6-20/20	19/19/51/19/19	16	25	146.2	183	25	20	200	17.4
TR180-6-25/20	19/19/51/19/19	19	29.5	146.2	183	30	20	300	21.7
TR180-6-29/26	19/19/51/19/19	23	34.5	146.2	183	34.5	26	240	22.9
TR180-6-30/20	19/19/51/19/19	25	34.5	146.2	183	35.5	20	250	19.8
TR197-6-25/26	19/19/76/19/19	19.8	31.2	171.4	203	31	26	240	24
TR197-6-32/26	19/19/76/19/19	26.5	37	171.4	203	37	26	200	21.5
TR197-6-38/26	19/19/76/19/19	32	43.5	171.4	203	44	26	180	21.5



低手挚双底片式，五.六孔R型夹 单位:MM(数量:PCS;重量:KG)

Reference Number	Individual Ring Spacing	Inside Height	Outside Diameter	Eyelet Spacing	Overall metal length	Overall height	Base Width	P/C	Weight
型号	孔距	内高	外径	锅钉孔	总长	总高	底宽	数量	重量
NR089-4-10/10	19/19/19	6.5	13.2	*	96	14.2	10	500	8.4
NR089-5-10/10	19/19/19/19	6.5	13.2	*	96	14.2	10	500	8.4
NR105-5-8/10	19/19/19/19	5	13.2	*	112	12.8	10	500	6.3
NR105-5-11/10	19/19/19/19	8	14	*	112	16.5	10	500	14.4
NR127-6-11/10	19/19/19/19/19	8	14	*	134	16.5	10	500	16.7
NR127-6-15/15	19/19/19/19/19	12	21	*	139	21.5	15	500	21.8
NR171-6-11/10	19/19/51/19/19	8	14	*	178	16.5	10	600	22.3
NR171-6-15/15	19/19/51/19/19	12	16.7	*	180	18.5	15	400	19.6
NR171-6-23/20	19/19/51/19/19	18	28.5	*	183	29.5	22	240	23.6
NR216-6-23/22	19/19/69.9/19/19	18	28.5	*	228	29.5	22	200	23.8
NR216-6-25/22	19/19/69.9/19/19	19	29.5	*	228	31.5	22	160	21.4
NR216-6-30/22	19/19/69.9/19/19	25	34.5	*	228	37	22	160	22.2
NR171-8-15/15	19X7	15	18.5	*	178	20	15	500	18.5
NR298-4-25/22	80/80/80	19.2	30.3	*	298	32.7	22	250	30.4
NR298-4-30/22	80/80/80	22.6	34.2	*	298	36.3	22	250	35.2

特殊手挚式，三.四孔夹 单位:MM(数量:PCS;重量:KG)

Reference Number	Individual Ring Spacing	Inside Height	Outside Diameter	Eyelet Spacing	Overall metal length	Overall height	Base Width	P/C	Weight
型号	孔距	内高	外径	锅钉孔	总长	总高	底宽	数量	重量
2TR222-4-18/17	54/54/54	12	22	179.4	230	22	17	300	14.7
2TR248-4-18/17	56.5/58.5/56.5	12	22	203.2	256	22	17	300	15.8
TLO285-3-78/45	108/108	70	82.6	244	290	87	45	100	22.5
O285-3-78/45	108/108	70	82.6	242.8	285	85	45	100	23.2



手挚式多孔钢夹 单位:MM(数量:PCS;重量:KG)

Reference Number	Individual Ring Spacing	Inside Height	Outside Diameter	Eyelet Spacing	Overall metal length	Overall height	Base Width	P/C	Weight
型号	孔距	内高	外径	锅钉孔	总长	总高	底宽	数量	重量
PR240-8-28/21	(25.6×3)×38.3×(25.6×3)	23	32	232	245.6	34	21	200	16.4
PR280-10-28/21	(25.6×4)×38.3×(25.6×4)	23	32	272	285.6	34	21	200	20.7
PR360-12-28/21	(25.6×5)×63.5×(25.6×5)	23	32	347	360	34	21	200	26.8
PR440-16-28/21	(25.6×7)×38.3×(25.6×7)	23	32	428	441	34	21	150	25.8
TR229-17-24/22	12.7X16	18	28.2	165.1	226	28.8	22	126	12.0
TR225-20-20/17	9.5X19	15	25	152	225	25	17	180	15.6
TR292-22-23/22	13X21	18	27	230	292	29	22	128	16.0
TR298-23-25/20	12.7X22	17.5	27.5	241.3	298	28.5	20	100	14.3
TR266-26-16/17	9.5X25	12	20	209	270	22	17	160	17.0
TR266-26-20/17	9.5X25	15	25	209	270	26	17	180	19.5
TR266-26-20/20	9.5X25	15	25	209	270	26	20	150	16.5
TR266-26-23/17	9.5X25	18	27	209	270	29	17	126	16.0
TR308-30-16/17	9.5X29	12	20	123.5-123.5	308	22	17	160	20.0
TR308-30-20/17	9.5X 29	15	25	123.5-123.5	308	26	17	150	17.5
TR308-30-20/20	9.5X 29	15	25	123.5-123.5	308	26	20	150	18.0
TR308-30-23/18	9.5 X 29	18	27	123.5-123.5	308	29	18	120	16.0
LTR266-26-16/17	9.5X25	12	21	209	266	24	17	150	17.0
LTR266-26-20/17	9.5X25	15	24	209	266	28	17	150	18.0
LTR266-26-23/17	9.5X25	18	27	209	266	31	17	126	18.0
LTR266-26-26/23	9.5X25	18	31	209	266	34	23	84	15.0
LTR266-26-32/23	9.5X25	26.5	37	209	266	42	23	60	15.0
LTR308-30-16/17	9.5 X 29	12	21	123.5-123.5	304	24	17	150	19.0
LTR308-30-20/17	9.5 X 29	15	24	123.5-123.5	304	28	17	153	22.0
LTR308-30-23/17	9.5 X 29	18	27	123.5-123.5	304	31	17	120	16
*L:带锁式手挚夹									



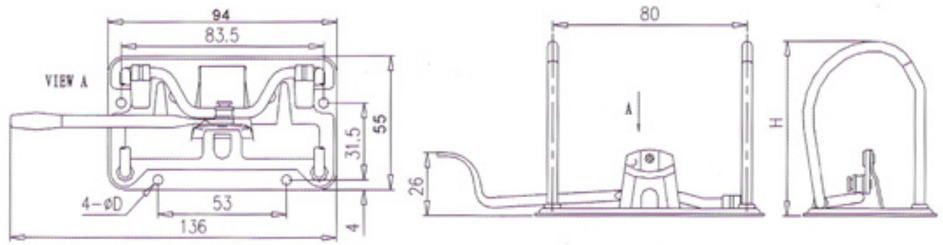

Plain Satin Checker

型号	特性	特性	数量	重量
Reference Number	Characteristic	Characteristic	Carton count	weight
LA055B	光面、鸡眼孔径3.8mm	Plain base plate, D=3.8	25	3
LA055B	光面、鸡眼孔径4.2mm	Plain base plate, D=4.2	50	5.5
LA055SA	磨沙纹、鸡眼孔径3.8mm	Satin base plate, D=3.8	50	5.5
LA055SA	磨沙纹、鸡眼孔径4.2mm	Satin base plate, D=4.2	200	17
LA055SC	格仔纹、鸡眼孔径3.8mm	Checker base plate, D=3.8	200	17
LA055SC	格仔纹、鸡眼孔径4.2mm	Checker base plate, D=4.2	25	3
LA075B	光面、鸡眼孔径3.8mm	Plain base plate, D=3.8	25	3
LA075B	光面、鸡眼孔径4.2mm	Plain base plate, D=4.2	50	5.5
LA075SA	磨沙纹、鸡眼孔径3.8mm	Satin base plate, D=3.8	50	5.5
LA075SA	磨沙纹、鸡眼孔径4.2mm	Satin base plate, D=4.2	200	17
LA075SC	格仔纹、鸡眼孔径3.8mm	Checker base plate, D=3.8	200	17
LA075SC	格仔纹、鸡眼孔径4.2mm	Checker base plate, D=4.2	25	3

LA-122B PCB LA-122SC MCB

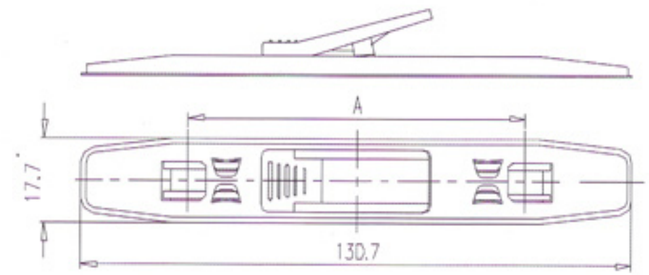

Plain Satin Checker

型号	特性	特性	数量	重量
Reference Number	Characteristic	Characteristic	Carton count	weight
LA-122B MCB	光面、铁扣	Plain、Metal button	2000	21.5
LA-122B PCB	光面、胶扣	Plain、Plastic button	2000	20.4
LA-122SA MCB	磨沙纹、铁扣	Satin、Metal button	2000	21.5
LA-122SA PCB	磨沙纹、胶扣	Satin、Plastic button	2000	20.4
LA-122SC MCB	格仔纹、铁扣	Checker、Metal button	2000	21.5
LA-122SC PCB	格仔纹、胶扣	Checker、Plastic button	2000	20.4



LA-EP LA-FR LA-RS LA-SP

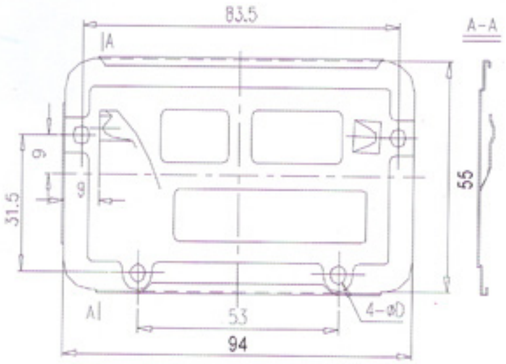

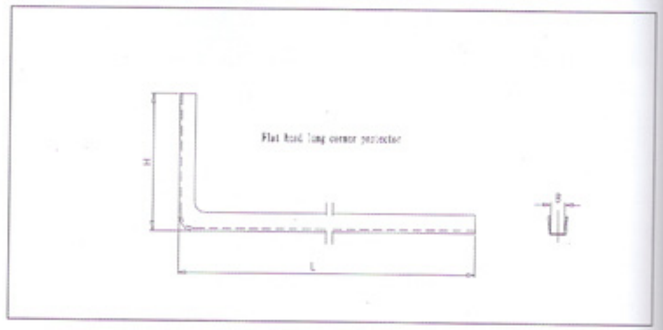

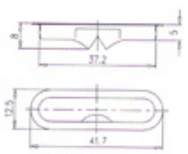

RS375 Rado Slot

FR30 Finger Ring

FR254.FR250 Finger Ring

型号	特性	特性	数量	重量
Reference Number	Characteristic	Characteristic	Carton count	weight
LA-SP	鸡眼孔径3.8mm	Tin plate、D=3.8mm	1000	21
LA-SP	鸡眼孔径4.2mm	Tin plate、D=4.2mm	1000	21
LA-EP	马口铁、长边260mm、短边26mm	Flat hea、Tin plate、L=260 H=26	4000	21
LA-EP	马口铁、长边240mm、短边24mm	Flat hea、Tin plate、L=240 H=24	4000	20
LA-RS	镀镍扁形圈	Rado Slot、Nickel plating	10000	10
LA-FR	镀镍圆形圈	Finger Ring、Nickel plating	10000	14.8



Plain Checker Rubber corner Metal hanger

型号	特性	特性	数量	重量
Reference Number	Characteristic	Characteristic	Carton count	weight
WC-50B	光面、不带挂勾、不带胶角	Plain base plate, no metal hanger, no rubber corner	2000	16.8
WC-69B	光面、不带挂勾、不带胶角	Plain base plate, no metal hanger, no rubber corner	2000	17
WC-70B	光面、不带挂勾、不带胶角	Plain base plate, no metal hanger, no rubber corner	2000	17
WC-70B-H	光面、带挂勾、不带胶角	Plain base plate with metal hanger, no rubber corner	2000	17
WC-70B-RC	光面、不带挂勾、带胶角	Plain base plate with rubber corners, no metal hanger	1500	23
WC-70B-HRC	光面、带挂勾、带胶角	Plain base plate with metal hanger and rubber corners	1500	23
WC-80B	光面、不带挂勾、不带胶角	Plain base plate, no metal hanger, no rubber corner	1500	17
WC-100B	光面、不带挂勾、不带胶角	Plain base plate, no metal hanger, no rubber corner	1000	20
WC-100B-H	光面、带挂勾、不带胶角	Plain base plate with metal hanger, no rubber corner	1000	20
WC-100B-RC	光面、不带挂勾、带胶角	Plain base plate with rubber corners, no metal hanger	1000	21
WC-100B-HRC	光面、带挂勾、带胶角	Plain base plate with metal hanger and rubber corners	1000	21
WC-100SC	格面、不带挂勾、不带胶角	Checker base plate, no metal hanger, no rubber corner	1000	20
WC-100SC-H	格面、带挂勾、不带胶角	Checker base plate with metal hanger, no rubber corner	1000	20
WC-100SC-RC	格面、不带挂勾、带胶角	Checker base plate with rubber corners, no metal hanger	1000	21
WC-100SC-HRC	格面、带挂勾、带胶角	Checker base plate with metal hanger and rubber corners	1000	21
WC-120B	光面、不带挂勾、不带胶角	Plain base plate, no metal hanger, no rubber corner	1000	24
WC-120B-H	光面、带挂勾、不带胶角	Plain base plate with metal hanger, no rubber corner	1000	24
WC-120B-RC	光面、不带挂勾、带胶角	Plain base plate with rubber corners, no metal hanger	1000	24
WC-120B-HRC	光面、带挂勾、带胶角	Plain base plate with metal hanger and rubber corners	1000	24
WC-120SC	格面、不带挂勾、不带胶角	Checker base plate, no metal hanger, no rubber corner	1000	24
WC-120SC-H	格面、带挂勾、不带胶角	Checker base plate with metal hanger, no rubber corner	1000	24
WC120-SC-RC	格面、不带挂勾、带胶角	Checker base plate with rubber corners, no metal hanger	1000	24
WC-120SC-HRC	格面、带挂勾、带胶角	Checker base plate with metal hanger and rubber corners	1000	24
WC-110B	光面、不带挂勾、不带胶角	Plain base plate, no metal hanger, no rubber corner	500	12
WC-110B-RC	光面、不带挂勾、带胶角	Plain base plate with rubber corners, no metal hanger	500	13

LC 085



LC 100

LC200

Plain

checker

dot

型号 Reference Number	特性 Characteristic	特性 Characteristic	数量 Carton count	重量 weight
LC085A	(A)点纹	Plain base plate with lever and compressor bar in dot finish	1000	18.4
LC085SC	(SC)格纹	Base plate, lever and compressor bar all in checker finish	1000	18.4
LC100A	(A)点纹	Plain base plate with lever and compressor bar in dot finish	1000	21
LC100SC	(SC)格纹	Base plate, lever and compressor bar all in checker finish	1000	21
LC100BS	(BS)光纹壳型压条	Base plate, lever and compressor bar all in plain finish	1000	21
LC100ZBS	(Z)折边; (BS)光纹壳型压条	Base plate, lever and compressor bar all in plain finish	1000	21
LC200A	点纹	Plain base plate with lever and compressor bar in dot finish	500	19.3
LC200ZBS	(Z)折边; (BS)光纹壳型压条	Base plate, lever and compressor bar all in plain finish	500	19.3

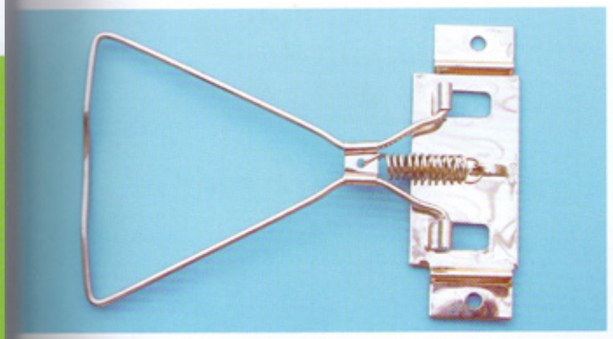

型号	铆钉孔距(MM)	数量(PCS)	重量(KG)	备注
MC 95	80.00	2000		宽底板
MC 62	80.00	2000		窄底板



型号	铆钉孔距(MM)	数量(PCS)	重量(KG)	备注
FC085B	72.00	300	17.10	SC:格纹;SA:沙纹;B:光纹
FC120SC	74.00	200	11.00	SC:格纹;SA:沙纹;B:光纹
FC143SC	74.00	200	12.60	SC:格纹;SA:沙纹;B:光纹



型号	铆钉孔距(MM)	数量(PCS)	重量(KG)	备注
QC83R	90.00	1500	24.20	光纹:R 格纹:C
QC66R	74.00	1500		光纹:R 格纹:C
QC51R	66.00	1800	22.20	光纹:R 格纹:C
QC34R	38.5			光纹:R 格纹:C



型号	铆钉孔距(MM)	数量(PCS)	重量(KG)	备注
TC 70ABF	61.50	2500	24.10	
TC 110ABF	101.0	1500	29.30	



型号	铆钉孔距(MM)	数量(PCS)	重量(KG)	备注
22N1P	254	150	25.80	





型号	铆钉孔距(MM)	数量(PCS)	重量(KG)	备注
SC202SX	62.00	1000		
SC199SZ	62.00	2000		
SC199SY	62.00	2000		
SC109SY	62.00	2000		
SC199SL	62.00	5000		
SC199P	113.00	2000		
SC202N	113.00	1000	20.10	光纹:C;格纹:R (电镀:N;马口铁:T2)
SC265B	191.00	2000		光纹:R 格纹:C(不锈:B;电镀:N;马口铁:T2)



型号	铆钉孔距(MM)	数量(PCS)	重量(KG)	备注
DR100-4-10/16SL	67.00	2000		四孔塑料夹
DR130-6-10/16SL	104.00	2000		六孔塑料夹

型号	铆钉孔距(MM)	数量(PCS)	重量(KG)	备注
XR175-6-20/19MSL	107.00	500		M:马口铁底片



型号	铆钉孔距(MM)	数量(PCS)	重量(KG)	备注
FR210-26-12/17SL	171.00	500		
XR210-20-11/17MSL	171.00	500		M:马口铁底片
XR210-20-11/17PSL	171.00	500		P:塑料底片
PR210-20-11/19SL	171.00	500		



型号	铆钉孔距(MM)	数量(PCS)	重量(KG)	备注
XR300-30-12/17MSL	229.00	300		M:马口铁底片
XR300-30-20/27MSL	229.00	200		M:马口铁底片



型号	铆钉孔距(MM)	数量(PCS)	重量(KG)	备注
3PP292-20W	216.00	500		
3PP292-15W	216.00	500		
2PP83-14W	70.20	2000		



型号	铆钉孔距(MM)	数量(PCS)	重量(KG)	备注
QTH001		500		长度可选择



型号	铆钉孔距(MM)	数量(PCS)	重量(KG)	备注
PR130-6-12/19SL	103.00	1000		
XR130-6-13/17PSL	108.00	1000		P:塑料底片
XR130-6-13/17MSL	108.00	1000		M:马口铁底片

型号	铆钉孔距(MM)	数量(PCS)	重量(KG)	备注
XR165-15-12/14MSL	104.00	500		M:马口铁底片



型号	铆钉孔距(MM)	数量(PCS)	重量(KG)	备注
FR260-26-12/17SL	229.00	500		
PR260-26-12/17SL	229.00	500		
XR260-26-12/17MSL	209.00	500		M:马口铁底片
XR260-26-12/17PSL	209.00	500		P:塑料底片



型号	铆钉孔距(MM)	数量(PCS)	重量(KG)	备注
C295-23-14/16SL		500		
C345-27-14/16SL				



FR260-26-14/20SL
FR300-30-14/20SL

DR329-4-18/26SL



孔夹压纸器：有金属 2 孔铁压
塑料 2；3；4 孔压纸器









SC 126ZD



KD 131ZD

SC 202ZDT2





帐本螺丝:有铝质;铜质,
长度可选择

封口标:适用于风琴包
V形铁:适用于手袋类 包角

厂牌夹:材质有塑料和五金

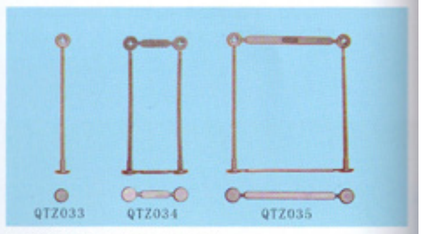

塑料帐本螺丝:厚度可自选剪切









开合锁匙圈:用于小饰物的方便取放



魔术贴:用于包袋口的粘扣

隐形锁:用于抄本





QT-DK

瑞典夹
表面处理有:
哑黑
电镀
电锌



QT-RD

QT-WH

QTZ013-1

QTZ013-2

型号	特性
Reference Number	Characteristic
QTLS001	L:8.5 * W:4.6
QTLS002	L:6.5 * W:3.0
QTLS003	L:9.1 * W:3.6
QTLS004	L:7.0 * W:2.9
QTLS005	L:5.9 * W:2.2

型号	特性
Reference Number	Characteristic
QTLS006	外: L:9.2 * W:4.17
	内: L:8.0 * W:3.0
QTLS007	外: L:6.55 * W:3.5
	内: L:5.35 * W:2.25



型号	特性
Reference Number	Characteristic
QTBQ003	L:7.0 * W:3.2
QTBQ004	L:5.95 * W:2.15



型号	特性
Reference Number	Characteristic
QTBQ005	外: L:6.2 * W:3.2
	内: L:5.64 * W:2.3
QTBQ006	外: L:5.24 * W:1.9
	内: L:4.62 * W:1.1

型号	特性
Reference Number	Characteristic
QTBQ001	L:8.8 * W:4.43
QTBQ002	L:5.95 * W:2.15

型号	特性
Reference Number	Characteristic
[illegible]	外: 2.8 * 内: 2.15

型号	特性
Reference Number	Characteristic
QTTS001	L:10.8 * W:5.6
QTTS002	L:9.3 * W:4.55
QTTS003	L:7.8 * W:5.1
QTTS004	L:7.6 * W:4.1

型号	特性
Reference Number	Characteristic
QT-FKB	L:13.2 * W:2.0

型号	特性
Reference Number	Characteristic
QTTS005	[illegible]

型号	特性
Reference Number	Characteristic
QTTS006	L:9.8 * W:4.8

型号	特性
Reference Number	Characteristic
QTBJ001	[illegible]

型号	特性
Reference Number	Characteristic
[illegible]	[illegible]
[illegible]	[illegible]
[illegible]	[illegible]
[illegible]	[illegible]

型号	特性
Reference Number	Characteristic
[illegible]	[illegible]
[illegible]	[illegible]
[illegible]	[illegible]

型号	特性
Reference Number	Characteristic
QTBJ008	L:4.8 * W:4.8
QTBJ009	L:4.7 * W:4.7
QTBJ010	L:4.1 * W:4.1